
1

General Press Parts

Section 1 Contents

Part List	Chart Page No.	Drawing Page No.
8 and 10 Flywheel Type Air Clutch Parts	Page 2	Page 3
150 to 300 Ton Quill Mounted Air Clutch Parts.....	Page 2	Page 3
15 to 110 Ton Air Clutch Parts	Page 4	Page 4
Swivel Assembly.....	Page 5	Page 5
Hand Control Parts (Serial #'s \leq 29999)	Page 5	Page 5
Air Control Parts (Serial #'s \leq 29999).....	Page 5	-
Air Clutch Control Parts (Serial #'s \leq 29999)	Page 6	Page 6
Optional Air Clutch Control Parts (Serial #'s \leq 29999)	Page 6	Page 6
Hand Control Parts (Serial #'s \geq 30000)	Page 7	Page 7
Air Control Parts (Serial #'s \geq 30000).....	Page 7	-
Air Clutch Control Parts (Serial #'s \geq 30000)	Page 8	Page 8
Optional Air Clutch Control Parts (Serial #'s \geq 30000)	Page 8	Page 8
40 and 60 Ton Air Brake Cylinder Parts.....	Page 9	Page 9
15 to 110 Ton Air Brake Cylinder Parts	Page 9	Page 9
150 to 300 Ton Two Point Flywheel Brake Parts	Page 10	Page 10
150 to 300 Ton Disc Brake Parts (Serial #'s \leq 29999)	Page 11	Page 11
150 to 300 Ton Shut Height Indicator Parts	Page 12	Page 12
40 to 100 Ton Two Point Shut Height Indicator Parts.....	Page 12	Page 12
150 to 300 Ton Power Slide Adjustment.....	Page 13	Page 13
150 to 300 Ton Power Slide Adjustment Lock Parts.....	Page 13	Page 13
40 to 100 Ton Two Point Power Slide Adjustment Parts.....	Page 14	Page 14
150 to 300 Ton, 8" Diameter Air Counterbalance Parts.....	Page 15	Page 14
85 and 110 Ton Air Counterbalance Parts (Pull Type), 5" Dia., 12" Travel.....	Page 16	Page 16
40 to 100 Ton Two Point Air Counterbalance Assembly Parts (Push Type).....	Page 17	Page 16
ACB-17 Counterbalance Red Chart	Page 17	-
6A Press, 3" Diameter Air Counterbalance Assembly Parts.....	Page 18	Page 18
Metering Units.....	Page 19	Page 19
Rotating Cam Switch Parts	Page 20	Page 20

1

General Press Parts

8 and 10 Flywheel Type Air Clutch Parts

Ref No.	Description (Number Required)	85 Ton FW Type 44 dia. 2 plt. Order Number	110 Ton FW Type 50 dia. 3 plt. Order Number
1	6AC Ball Bearing (2)	740949602	740949602
2	8AC Retaining Ring (2)	890058802	890058802
3	10AC Hex. Hd. Cap Screw Case Hard- (12) 850124902 Nuts	900229102	900230702
4	4AC Flywheel	0409714D2	0410196D2
5	Spacer Ring	890285802	890285802
6	24AC Spline	4809513B2 9513-B	4809513B2 9513-B
7	3AC -2 Friction Plate	6809499B2 (2) 3AC-2	6809499B2 (3) 3AC-2
8	1AC-2 Clutch Plate	6809500B2 (2) 1AC-2	6809500B2 (3) 1AC-2
9	5AC-2 Piston ½" Thick	6809501B2 5 AC-2	6809501B2 5 AC-2
10	2AC-2 Clutch Cover	6809498C2 2AC-2	6809498C2 2AC-2
11	9AC Spring (6)	930973702	930057502
12	Bearing Retainer	6811659B2	6811659B2
13	Retaining Ring	890286102	890286102

Refer to reference drawing on page 3.

150 to 300 Ton Quill Mounted Air Clutch

Ref No.	Description (Number Required)	150, 200, 250, 300 Ton Quill Mounted Order Number
1	6AC Ball Bearing (2)	740949602
2	8AC Retaining Ring (2)	890058802
3	10AC Hex. Hd. Cap Screw Case Hard- (12)	900121302 900633102 850124902 Nuts

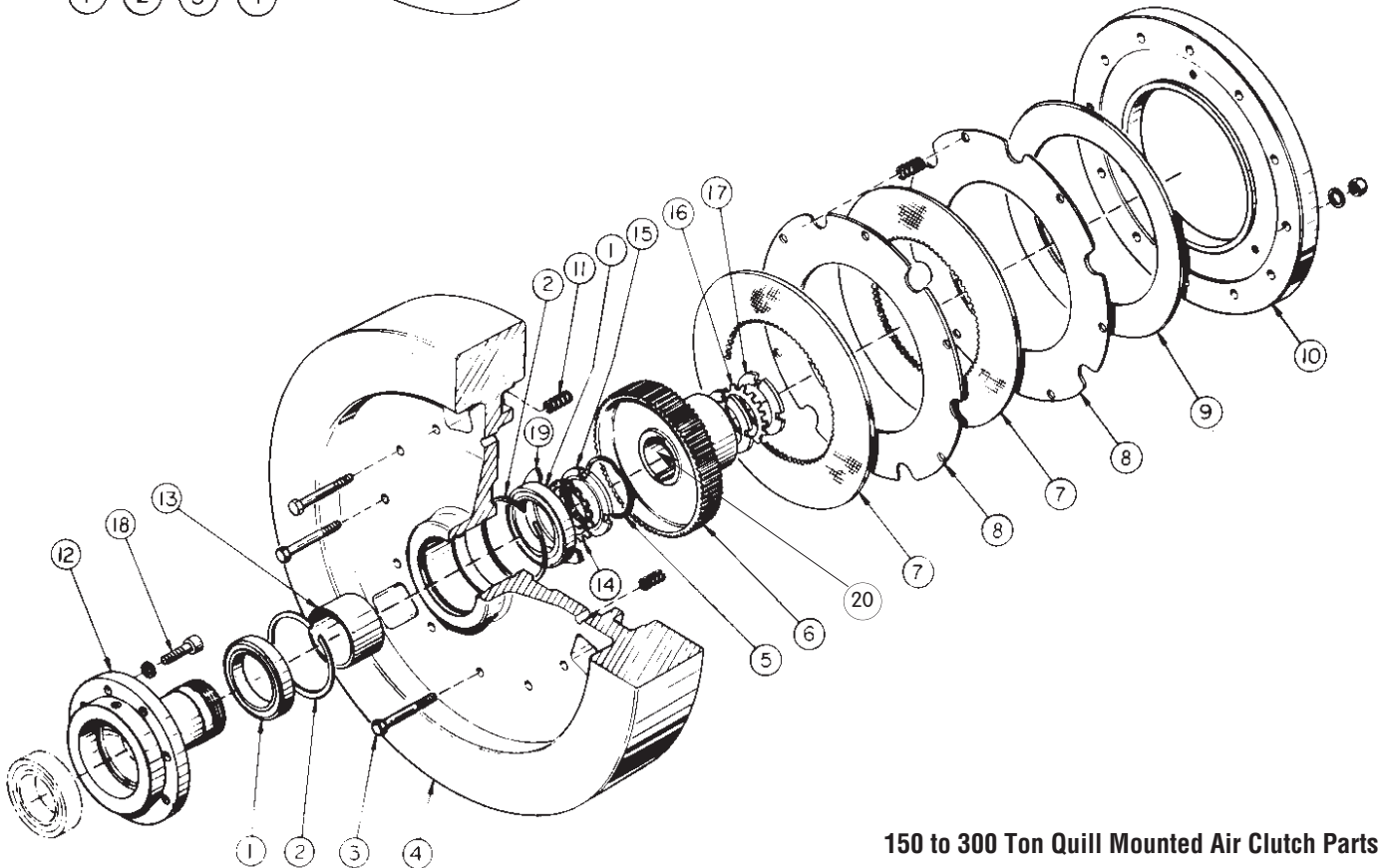
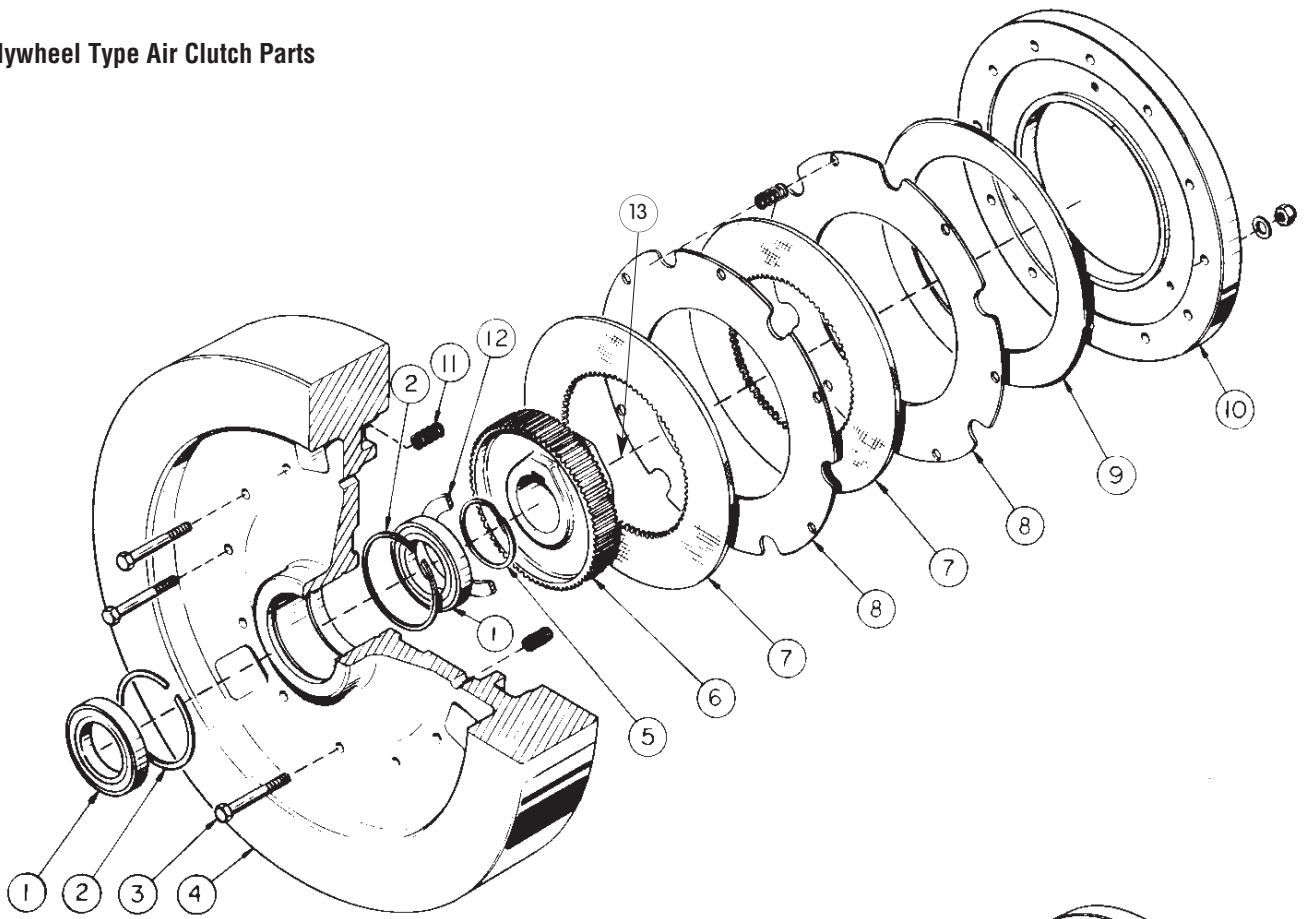
continued

Ref No.	Description (Number Required)	150, 200, 250, 300 Ton Quill Mounted Order Number
4	4AC Flywheel	0409714D2 9714-D
		0410195D2 10-4AC (2 PL.)
5	Bronze Washer	9810222A2
6	24AC-2 Spline	4810100B2 10100-B
7	3AC-2 Friction Plate (2)	6809499B2 3AC-2
8	1AC-2 Clutch Plate (2)	6809500B2 1AC-2
9	5AC-2 Piston ½" Thick	6809501B2 5AC-2
10	2AC-2 Clutch Cover	6809498C2 2AC-2
11	9AC Spring (6)	930973702 930057502
12	Quill	6810099C2 10099-C
13	Spacer	4510207B2
14	Lockwasher W-24 Quill	980300602
15	Locknut AN-24 Quill	850261602
16	Lockwasher W-17 Backshaft	980300502
17	Locknut AN-17 Backshaft (2)	850261502
18	Soc.Hd. Cap Screw Quill (7)	900225102
19	Bearing Retainer	6811659B2
20	Key	810265502

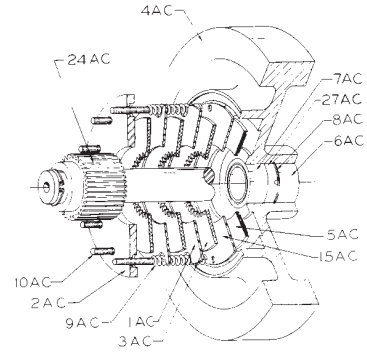
Refer to reference drawing on page 3.

When ordering parts specify serial number and model of press.

8 and 10 Flywheel Type Air Clutch Parts



150 to 300 Ton Quill Mounted Air Clutch Parts



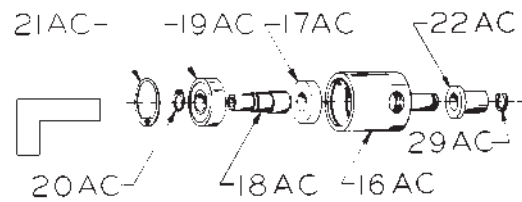
15 to 110 Ton Air Clutch Presses

Ref No.	Description (Number Req'd)	15 Ton Flywheel Order Number	25 Ton FW, 80 to 100 Ton Backshaft FW 75 spm Order Number	85, 110 Ton FW, 80 to 100 Ton Backshaft FW 55 spm Order Number	40 Ton Flywheel Order Number	60 Ton Flywheel Order Number	40 to 60 Ton Backshaft Flywheel Order Number
15AC	Spring Plate (1)	6809255B2 9255-B	6809255B2 9255-B	6809255B2 9255-B	6809255B2 9255-B	6809255B2 9255-B	6809255B2 9255-B
1AC	Clutch Plate	NOT AVAILABLE	6809253B2 (2) 1AC	6809253B2 (2) 1AC	6809253B2 (3) 1AC	6809253B2 (3) 1AC	NOT AVAILABLE
2AC	Clutch Cover	6810270B2	6809251B2	6809251B2	6809251B2	6809251B2	6810270B2
3AC	Friction Plate	6809252B2 (1) 3AC	6809252B2 (3) 3AC	6809252B2 (3) 3AC	6809252B2 (4) 3AC	6809252B2 (4) 3AC	6809252B2 (1) 3AC
4AC	Flywheel	0400104C2 2-4AC	0409482C2 3-4AC	0409570C2 10B-4AC	0400108C2 4-4AC	0400114C2 6-4AC	0400112C2 2W-4AC
5AC	Piston 3/8" Thick for S/N Below 22,000	6811886B2 ½" Thick 6809254B2 ¾" Thick	6811886B2 ½" Thick 6809254B2 ¾" Thick	6811886B2 ½" Thick 6809254B2 ¾" Thick	6811886B2 ½" Thick 6809254B2 ¾" Thick	6811886B2 ½" Thick 6809254B2 ¾" Thick	6811886B2 ½" Thick 6809254B2 ¾" Thick
6AC	Roller Bearing						
		O.R.	740052802	740053402	740053402	740053702	740053102
	Sold Separately	I.R.	740052902	740053502	740053502	740053802	740053202
7AC	Roller Bearing with Seal						
		O.R.	740053002	740053602	740053602	740053902	740053302
	Sold Separately	I.R.	740052902	740053502	740053502	740053802	740053202
-	Grease Seal		910278002				910087502 S-8447
8AC	Retaining Ring	890058402	890058602	890058602	890058702	890058702	890058502
9AC	Spring (6)	931189702	931189602	931189602	931189502	931189402	931189702
10AC	Hex. Hd. Cap Screw	900084602 3¾" lg.	900175602 5" lg.	900175002 4½" lg. 900175702 5½" lg.	900085102 6" lg.	900175802 6½" lg. 900085002 7" lg.	900084602 3¾" lg.
-	Lock Nuts (12)	850093902	850093902	850093902	850093902	850093902	850093902
24AC	Spline	4800196B2 1½" I.D.	4809488B2 2½" I.D.	4809488B2 2½" I.D.	4800199B2 3¾" I.D.	4800199B2 3¾" I.D.	4800197B2 2" I.D.
27AC	Spacer	4511226B2	4509485B2	4509485B2	4500167B2	4500167B2	45111226B2
86AC	Roll Pin	860109902	860109902	860109902	860109902	860109902	860109902

When ordering parts specify serial number and model of press.

Swivel Assembly

Ref No.	Description (Number Required)	No.1 15-100 Ton FW & BG, 85-100 Ton BG Order Number	No.2 150 Ton & Up 85-110 Ton FW Order Number
16AC	Swivel Body	6800514A2	6809563A2
17AC	"U" Cup	910051602	910052502
18AC	Swivel Spindle	6800515B2	6809564B2
19AC	Bearing	740051702	740052302
20AC	Tru-Arc (External)	890051902	890085402
21AC	Tru-Arc (Internal)	890051802	890052402
22AC	Swivel Bushing)	750052002	750956902
23AC	Swivel Assembly Complete	000131400	000108300
25AC	Swivel Tubing to Flywheel (Set)	PK2230100	PK2230200
26AC	Swivel Tubing with Hose to Valve	PK2230300	PK2230300
28AC	Rubber Hose Assembly	870071202	870071202
29AC	Snap Ring	890285602 5103-37	890286402
87AC	Elbow Female	8700119002	870150602



Air Control Parts (serial #'s ≤ 29,999)

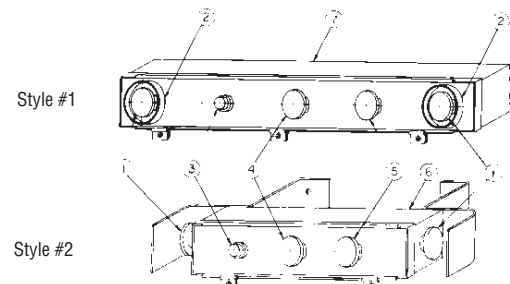
Description (Number Required)	No.1 15-100 Ton FW & BG, 85-100 Ton BG Order Number
Air Gage (Back or Bottom Conn.)	A-593-1 Back A-593 Bot.Tom
Air Regulator	880060202
Air Filter	880027902
Air Lubricator	880028002
Quick Exhaust Valve	880299402
Quick Exhaust Valve	880060402

Refer to reference drawing above right.

Hand Control Parts (serial #'s ≤ 29,999)

Ref No.	Description (Number Required)	Order Number
1	Run Button (Green)	770180602
-	Run Button Only (Green)	770343302
2	Run Button Protector	7709745B2
3	Timed Delay Button Unit	770181102
4	Stop Button Unit (Red)	770180802
-	Stop Button Only (Red)	770343402
5	Stop on Top Button Unit (Yellow)	770180902
-	Stop on Top Button Only (Yellow)	770343502
6	Hand Control Box Style 1 (18")	7712502C2

continued



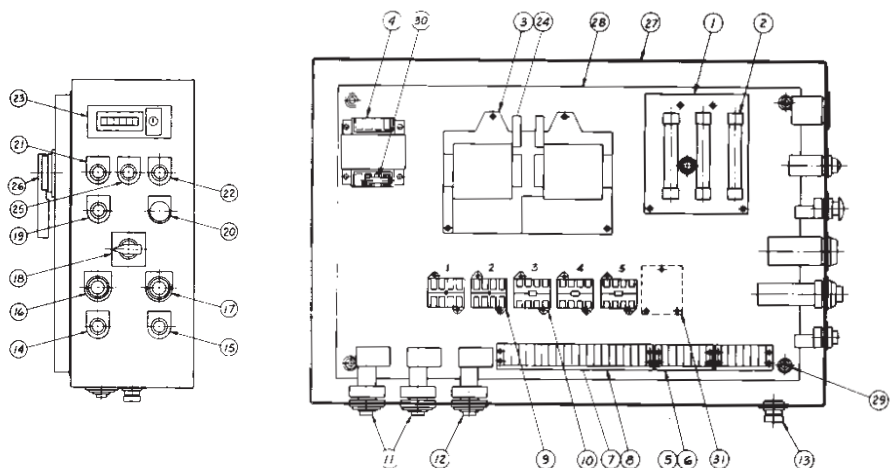
When ordering parts specify serial number and model of press.

Air Clutch Control Parts (serial #'s ≤ 29999)

Ref No.	Description (Number Required)		Order Number
1	Safety Disconnect Switch Non Fused	D-1051 30 amp	940192502
		D-1052 60 amp	940192602
		D-1053 100 amp	940192902
3	Starter Non-Reversing	No. 0	940191502
		No. 1	940191602
		No. 2	940191802
		No. 3	940191402
4	Transformer	770181902	
5	Terminal Block Short	770182202	
6	Marker Strip	770181302	
7	Terminal Block Long	770183002	
9	Control Relay No.'s 1&2, 2NC 6NO 44NA	770280802 (62NA)	
10	Control Relay No.'s 3,4,&5 2NC 2NO	770182402 (22NA)	
11	Pressure Switch (Air Clutch) 0 – 90 psi	770180002	
13	Amphenol Socket with Cover	770342702	
16	Key Selector Switch (Hand-Foot)	770182302	
18	Key Selector Switch (Main)	770181502	
19	Push Button Motor Start	770180502	
20	Push Button Motor Stop	770180402	
21	Pilot Lamp Ground Connected (Green)	770180202	
22	Pilot Lamp Air Low (Red)	770180302	
24	Heater (Specify hp, voltage, rpm)		
25	Pilot Lamp - Brake Monitor (Amber)	770182602	
26	ITE Handle Kit D11SF-2	940193002	

Optional Air Clutch Control Parts (serial #'s ≤ 29999)

Ref No.	Description (Number Required)		Order Number
1	Safety Disconnect Switch Fused	D-1051F 30 amp	000132900
		D-1052F 60 amp	000236500
		D-1053F 100 amp	000236700
2	Fusetron	30 amp	940193202 <i>Consult Factory</i>
		60 amp	940193302 <i>Consult Factory</i>
		100 amp	940193402 <i>Consult Factory</i>
3	Starter Reversible	No. 0	940191202 <i>Consult Factory</i>
		No. 1	940191302 <i>Consult Factory</i>
		No. 2	940191002 <i>Consult Factory</i>
		No. 3	940191102 <i>Consult Factory</i>
11	Pressure Switch (Air Counterbalance) 0-90 psi	770180002	
14	Key Selector Switch (Bar Turnover)	770499102	
15	Push Button (Clutch Engage)	770180702	
17	Key Selector Switch (Forward - Reverse)	770499102	
23	Counter	770182002	
-	Foot Switch Assembly	000131200	
31	Timer Relay	770281702	



Front View

Side View

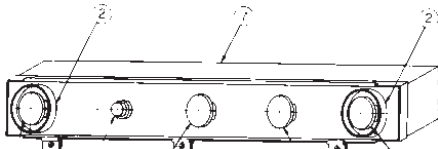
Hand Control Parts (serial #'s \geq 30000)

Ref No.	Description (Number Required)	Order Number
1	Run Button (Green)	10250T173
2	Run Button Protector	10250TA56
3	Timed Delay Button Unit	770181102
4	Stop Button Unit (Red)	10250T17213
5	Stop on Top Button Unit (Yellow)	10250T174
7	Hand Control Box (30")	F4430-2

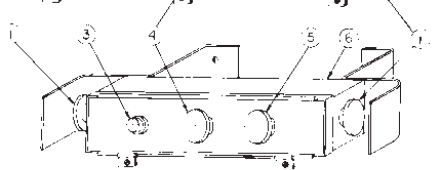
Air Control Parts (serial #'s \geq 30000)

Description (Number Required)	Order Number
Air Gage (Back or Bottom Conn.)	A-593-1
Air Gage Glycerine Filled 32 150 Ton and up	A-593
Air Regulator	A-591-A
Air Filter	A-487-A
Air Lubricator	A-488-A
Quick Exhaust Valve	A-396
Quick Exhaust Valve	880060402
Air Valve	P0010003
Air Valve	P0010006

Style #1



Style #2



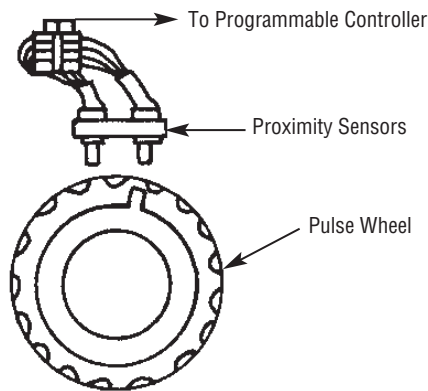
Interior of Programmable Controller Box

Air Clutch Control Parts (serial #'s ≥ 30000)

Ref No.	Description (Number Required)		Order Number
1	Safety Disconnect Switch Non Fused	D-1051 30 amp	940192502
		D-1052 60 amp	940192602
		D-1053 100 amp	940192902
3	Starter Non-Reversing	No. 0	E0020001
		No. 1	E0020003
		No. 2	E0020005
		No. 3	E0020007
4	Transformer 220-440		770181902
5	Program Control		C28K-CDR-A
7	Memory		ROM-H
9	Proximity Switch		77-20006
10	Pulse Wheel		B-7607
11	Pressure Switch (Air Clutch) 0 – 90 psi		770180002
13	Amphenol Socket with Cover		770342702
16	Key Selector Switch (Hand-Foot)		E0060012
18	Key Selector Switch (Main)		E0060017
19	Push Button Motor Start		E0060002
20	Push Button Motor Stop		E0060003
21	Pilot Lamp Ground Connected (Green)		770180202
22	Pilot Lamp Air Low (Red)		770180302
24	Heater (Specify hp, voltage, rpm)		
-	Control Panel Assembly Complete (Basic)		PC Package Refer to Section 4
25	Pilot Lamp - Brake Monitor (Amber)		770182602
26	ITE Handle Kit		940193002

Optional Air Clutch Control Parts (serial #'s ≥ 30000)

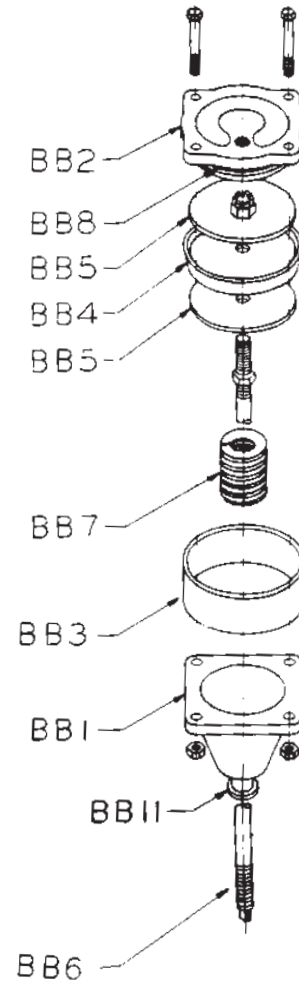
Ref No.	Description (Number Required)		Order Number
1	Safety Disconnect Switch Fused	D-1051F 30 amp	000132900
		D-1052F 60 amp	000236500
		D-1053F 100 amp	000236700
2	Fusetron	30 amp	940193202 <i>Consult Factory</i>
		60 amp	940193302 <i>Consult Factory</i>
		100 amp	940193402 <i>Consult Factory</i>
3	Starter Reversible	No. 0	E0020002 <i>Consult Factory</i>
		No. 1	E0020004 <i>Consult Factory</i>
		No. 2	E0020006 <i>Consult Factory</i>
		No. 3	E0020008 <i>Consult Factory</i>
11	Pressure Switch (Air Counterbalance) 0-90 psi		770180002
12	Pressure Switch (Lube) 0-90 psi		770180002
14	Key Selector Switch (Bar Turnover)		770499102
15	Push Button (Clutch Engage)		770180702
17	Key Selector Switch (Forward - Reverse)		E0060012
23	Counter		770182002
-	Foot Switch Assembly		A-470



Proximity Sensors

40 and 60 Ton Air Brake Cylinder Parts

Ref No.	Description (6" diameter)	40 & 60 Ton SC DC 85, 110 GAC Order Number
BB-1	Cylinder Base	6711832C2
BB-2	Cylinder Cap	6711831C2
BB-3	Cylinder Ring	6711830B2
BB-4	Piston Cup	910917202
BB-5	Piston Washers	6711899A2
BB-6	Piston Rod	6709800A2
BB-7	Spring	930057602
BB-8	"O" Ring	910275502
BB-9	Brake Cylinder Assembly	000262600
BB-11	Bushing	750305302 FB 1013-8
-	Castle Nuts	850112502
-	Hex Nuts	850112602



15 to 110 Ton Air Brake Cylinder Parts

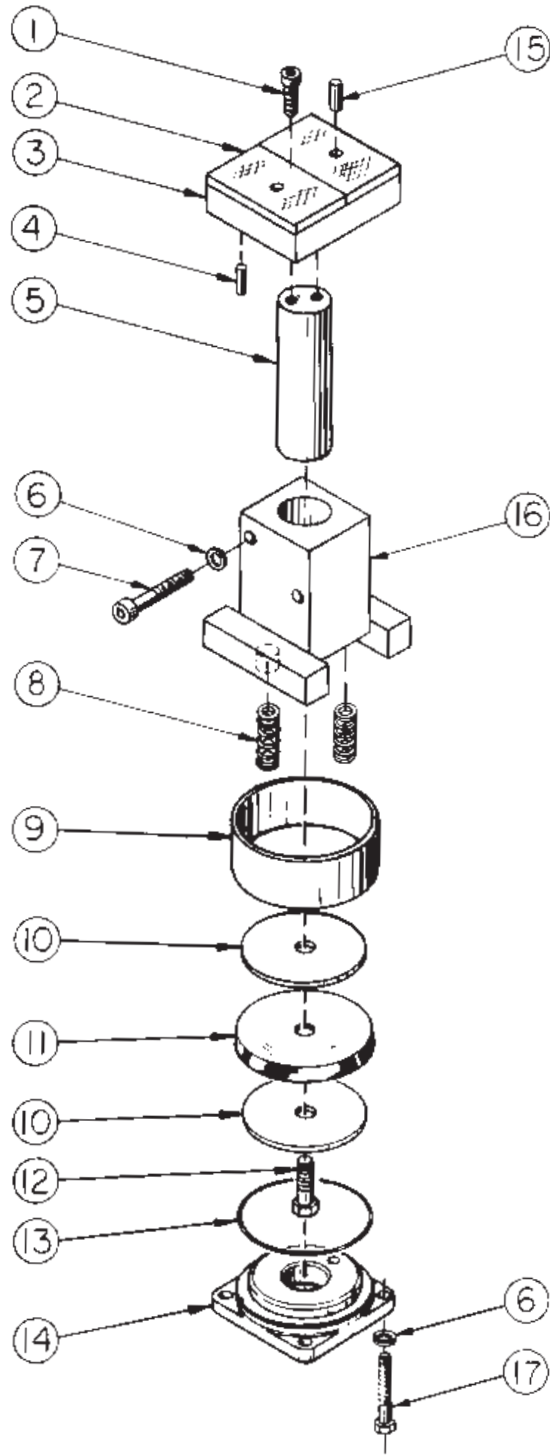
Ref No.	Description (5" diameter)	15,25,80,100 Ton Presses Order Number	85, 110 Ton Presses FAC Order Number
BB-1	Cylinder Base	6709798B2	6709798B2
BB-2	Cylinder Cap	6709797B2	6709797B2
BB-3	Cylinder Ring	6709790B2	6709790B2
BB-4	Piston Cup	910028902	910028902
BB-5	Piston Washers	6709724A2	6709724A2
BB-6	Piston Rod	6709799A2	6709800A2

Ref No.	Description (5" diameter)	15,25,80,100 Ton Presses Order Number	85, 110 Ton Presses FAC Order Number
BB-7	Spring	930057602	930057602
BB-8	"O" Ring	910070502	910070502
BB-9	Brake Cylinder Assembly	000131300	000108400
BB-11	Bushing	750305302	750305302

continued

150 to 300 Ton Two Point Flywheel Brake Parts

Ref No.	Description (Number Required)	150, 200, 250, and 300 Ton 2 Point Order Number
1	Soc. Head Cap Screw (2)	900095002
2	Brake Lining (2)	0310862A2
3	Brake Shoe	0310863A2
4	Roll Pin	860334702
5	Rod	6710865A2
6	Lockwasher 3/8" (6)	980106602
7	Soc. Head Cap Screw (2)	900223902
8	Spring (2)	930921602
9	Cylinder	6710206B2
10	Back-Up Washer (2)	6709724A2
11	Packing Cup	910028902
12	Hex Head Cap Screw	900225402
13	Standard "O" Ring	910070502
14	Cap Casting	6709797B2
15	Dowel Pin (2)	860129002
16	Housing	6710864B2
17	Hex Head Cap Screw (4)	900221102
-	3 Way Manual Valve (Push Button)	880299002
-	Flywheel Brake	0002094C2



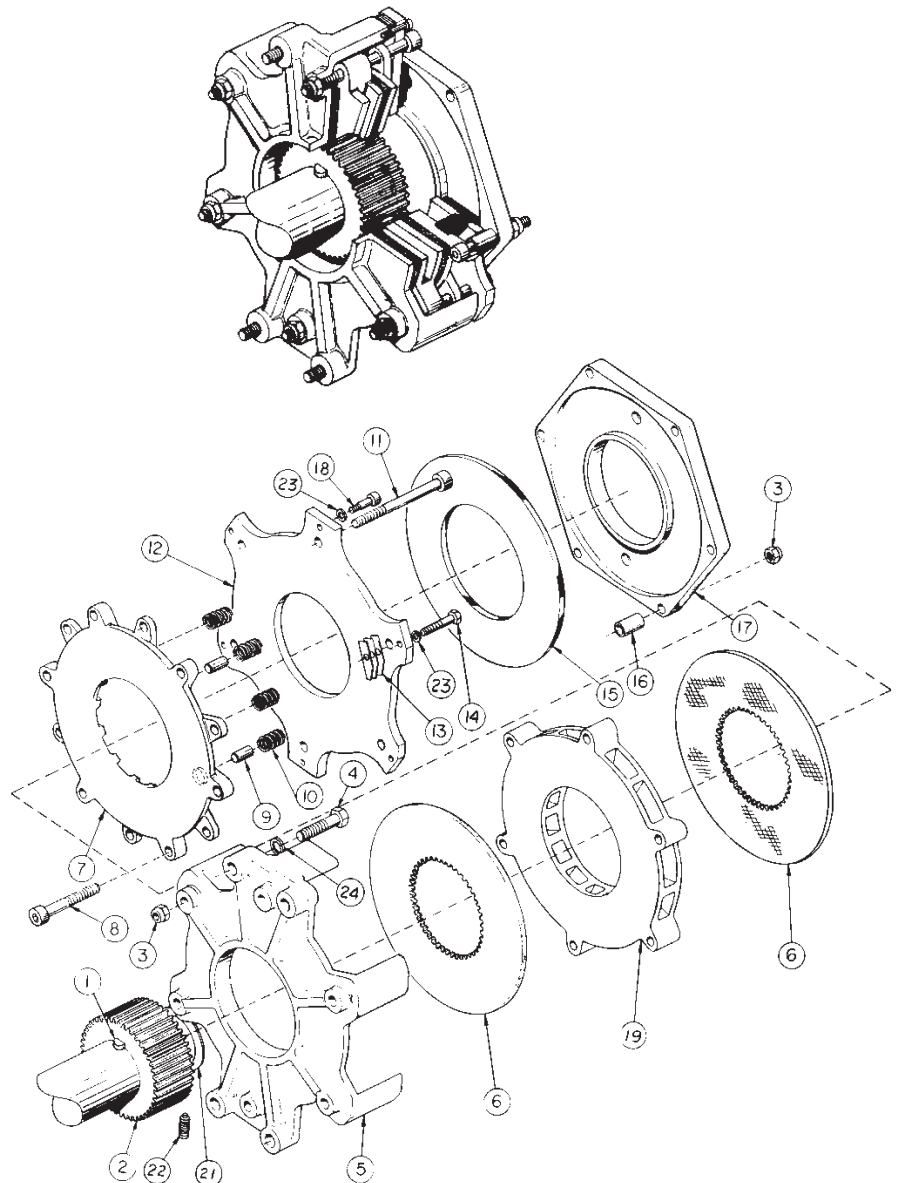
150 to 300 Ton Disc Brake Parts

Ref No.	Description	150, 200, 250, and 300 Ton Presses Order Number
1	Step Key	8100709A2
2	Spline	4810629B2
3	Locknut	850099302
4	Hex. Head Cap Screw	900141102
5	Brake Housing	6710356D2
6	Friction Plate	6711736B2
7	Spring Plate	6710358C2
8	Soc. Head Cap Screw	900233702
9	Stop Pin	6710363A2
10	Spring	930921802
11	Soc. Head Cap Screw	900233802
12	Backing Plate	6710360C2
13	Shim	7010362A2
14	Hex Head Cap Screw	900094802
15	Piston	6811886B2
16	Spacer	4510361A2
17	Release Plate	6710357C2
18	Shoulder Screw	900228502
19	Intermediate Disc.	6711917C2
21	Retaining Ring	890285202

continued

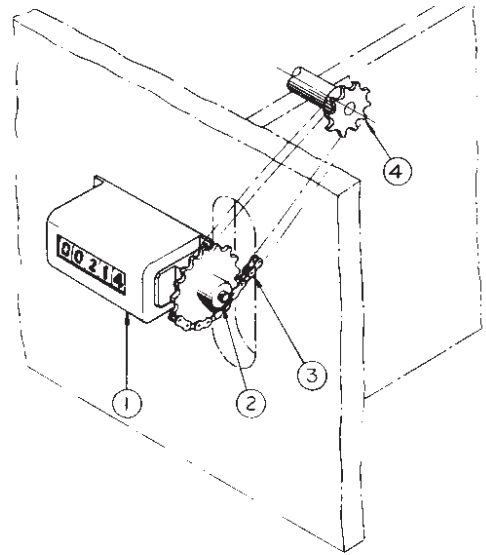
Ref No.	Description	150, 200, 250, and 300 Ton Presses Order Number
22	Soc. Set Screw	900223202
23	Split Lockwasher	980106602
24	Split Lockwasher	980121602
-	Disc Brake Assembly, Less Spline	000216100

Note: 7-14-75 New Style Plates - 2

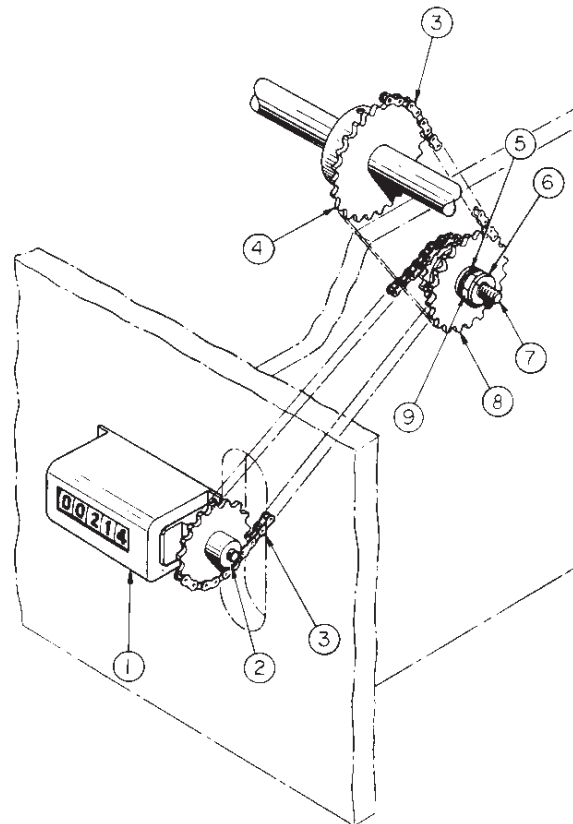


150 to 300 Ton Two Point Shut Height Indicator Parts

Ref No.	Description	150 SC, 150, 200 Two-Point Order Number	250 and 300 Two-Point Order Number
1	Revolution Counter 10:1	830203202	830995002 R.H.
2	Sprocket Assembly ¼ Bore	0002152B2 No. 35-18T	760292502 No. 35-21T.
3	Chain No. 35	760290202	760290202 16" Lg.
-	Conn. Link Offset	760159902	760159902
-	Conn. Link Reg.	760160002	760160002
4	Sprocket ¼ Bore	760292202 No. 35B-10T	760292202 No. 35B-10T



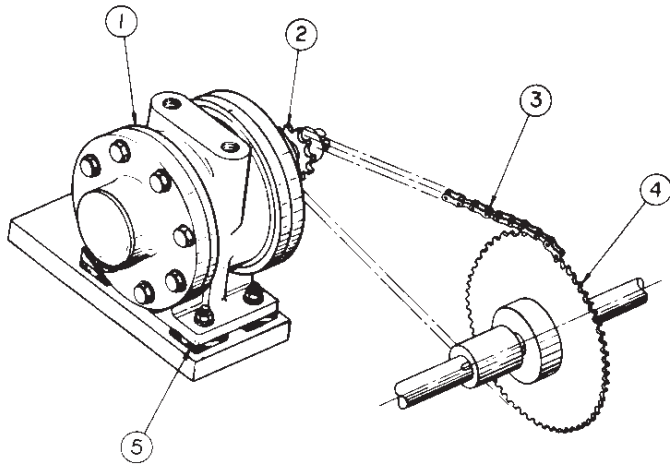
40 to 100 Ton Two Point Shut Height Indicator Parts



Ref No.	Description	6B, 6W Order Number	4SS, 6SS Order Number	8B, 10B, 8K, 10K, 8SS, 10SS Order Number
1	Revolution Counter 10:1	830995002	830995002	830995002
2	Sprocket Assembly ¼ Bore	760291702	760291702	000215200
3	Chain No. 35 and Conn. Links	760290202	760290202	760290202
-	Reg. Link 760160002	36" - 62"	36" - 62"	36" - 62"
-	Offset 760159902			
4	Sprocket ¼ Bore	760290302 No. 35-B 20	760290302 No. 35-B 20	760290302 No. 35-B 20
5	Plain Washer	980092502	980092502	980092502
6	Lockwasher	980099902	980099902	980099902
7	Hex. Head Cap Screw	900095502	900095502	900095502
8	Sprocket Assembly No. 35	0002253B2 25 T. - 20 T.	0002253B2 25 T. - 20 T.	0002163B2 17 T. - 14 T.
9	Hex. Jam Nut - Heavy	850092102	850092102	850092102
-	Sprocket	NOT AVAILABLE	760291702 No. 35-9T.	NOT AVAILABLE

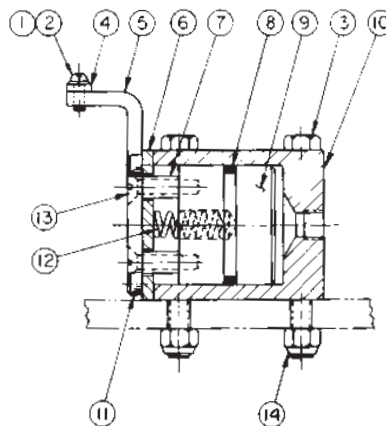
150 to 300 Ton Power Slide Adjustment Parts

Ref No.	Description (Number Required)		150, 200, 250, 300 Ton Two-Point Order Number
1	Air Motor	150 to 300 Two-Point	840307602
		150 Single Point	840307702
2	Sprocket $\frac{3}{4}$ " Bore		760291802 No. 35B-11T.
3	Chain No. 35 (36" Lg.)		760290202
		Conn. Link (Offset)	760159902
	Conn. Link Reg.		760160002
4	Sprocket $\frac{3}{4}$ " Bore		760291502 No. 35B-54T
5	Rubber Washer (4)		830202502
-	3-Way Cock Valve		880966602 $\frac{3}{8}$ "
			880298602 $\frac{1}{2}$ "
			880298702 $\frac{3}{4}$ "



150 to 300 Ton Power Slide Adj. Lock Parts

Ref No.	Description (Number Required)	150, 200, 250, and 300 Ton Presses Order Number
1	Round Head Machine Screw (2)	900111302
2	No. 10 Lockwasher (2)	980116302
3	Hex Head Cap Screw (2)	900221102
4	Lock (1)	2910647A2
5	Lock Bracket (1)	2912383A2
6	Cover Plate (1)	2912384A2
7	Spacer - Buttite (2)	830205002
8	"O" Ring (1)	910276302
9	Piston (1)	2912382A2
10	Brake Cylinder (1)	2912381B2
11	Soc. Head Cap Screw (4)	900222202
12	Spring (1)	930315102
13	Fl. Head Machine Screw (2)	900356902
14	Heavy Locknut (2)	850094602
-	Slide Lock Complete	0012380C2

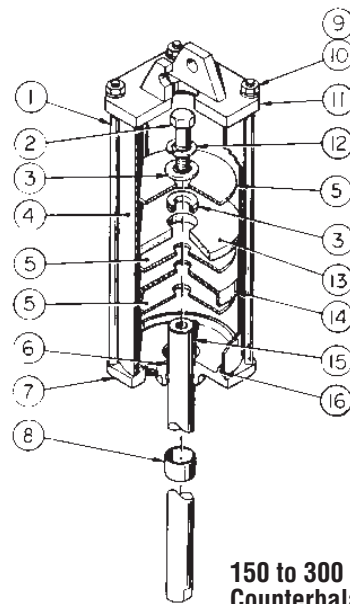
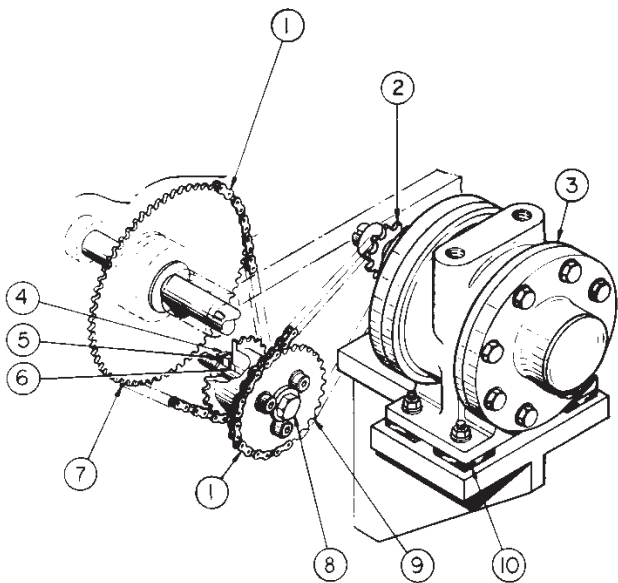


When ordering parts specify serial number and model of press.

40 to 100 Ton Two Point Power Slide Adjustment Drive Parts

Ref No.	Description (Number Required)	4B Order Number	4SS, 6SS Order Number	6B, 6W Order Number	8SS, 10SS Order Number	8B, 8K, 10B, 10K Order Number
1	Chain No. 35 Conn. Links	760290202 24 Chain 760160002 R/Link 760159902 Offset	760290202 72 Chain 760160002 R/Link 760159902 Offset	760290202 72 Chain 760160002 R/Link 760159902 Offset	760290202 72 Chain 760160002 R/Link 760159902 Offset	760290202 72 Chain 760160002 R/Link 760159902 Offset
2	Sprocket No. 35-B	760292202 .5000B- 10T.	760291802 .750B- 11T.	760291802 .750B- 11T.	760291802 .750B- 11T.	760291802 .750B- 11T.
3	Air Motor	840307702	840307602	840307602	840307602	840307602
4	Lockwasher	NOT AVAILABLE	980121402	980121402	980121402	980121402
5	Hex Jam Nut	NOT AVAILABLE	850092102	850092102	850092102	850092102
6	Thrust Bearing	NOT AVAILABLE	740967202	740967202	740967202	740967202
7	Sprocket No. 35B - 3/4 B	760291402 40 T.	760292302 20 T.	760290802 30 T.	760290602 36 T.	760290302 20 T.
8	Hex Head Cap Screw	NOT AVAILABLE	900095502	900095502	900095502	900095502
9	Sprocket Assembly No. 35	NOT AVAILABLE	0002145B2 20 T. - 30 T.	0002145B2 20 T. - 30 T.	0002145B2 20 T. - 30 T.	0002164B2 20 T. - 54 T.
10	Rubber Washer (4)	NOT AVAILABLE	830202502	830202502	830202502	830202502
11	Motor Bracket	NOT AVAILABLE	NOT AVAILABLE	NOT AVAILABLE	4211274B2 8SS, 10SS - 40 only	NOT AVAILABLE
12	Wrist Pin Tapped	NOT AVAILABLE	3111487B2	3111488B2	3110217B2	3110431B2
-	Air Valve	880297802	880297802	880297802	880297802	880297802

Refer to reference drawing below left.



150 to 300 Ton, 8" Dia.
Counterbalance Parts

When ordering parts specify serial number and model of press.

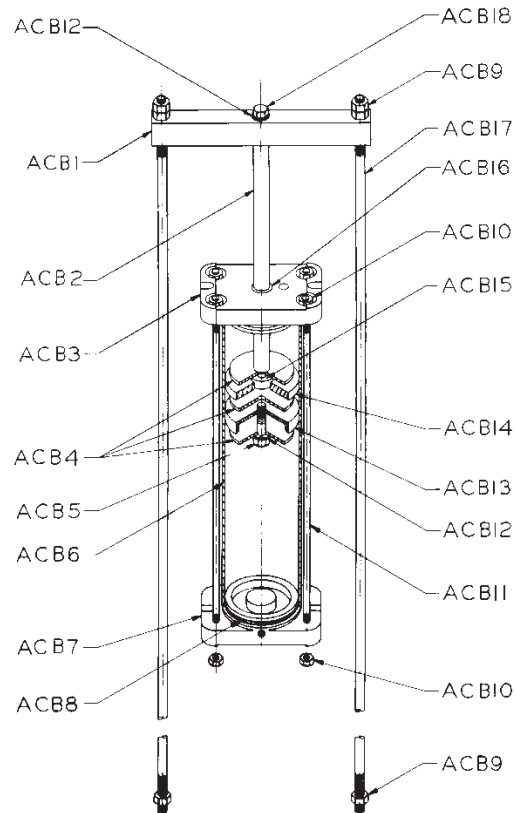
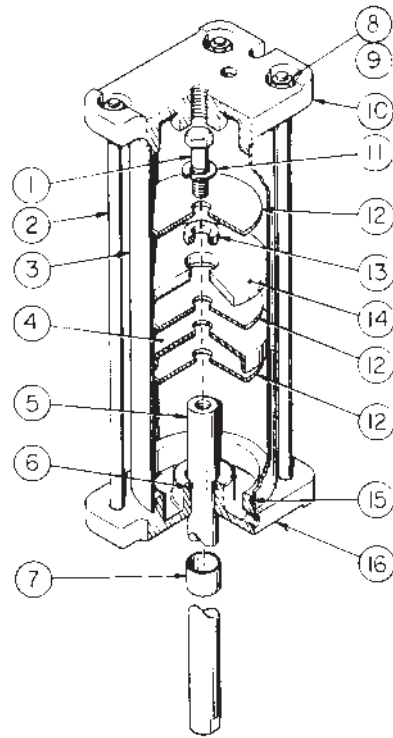
150 to 300 Ton 8" Diameter Air Counterbalance Parts

Ref No.	Description (Number Required)	150 Single Point Order Number	150 Single Point Order Number	150 & 200 Two Point Order Number	150 & 200 Two Point Order Number	250 & 300 Two Point Order Number	250 & 300 Two Point Order Number
	STROKE OF SLIDE	4", 6", 8"	10", 12", 14"	4", 6", 8", 10"	12", 14"	4", 6", 8"	10", 12", 14"
	PISTON TRAVEL	16"	22"	16"	22"	16"	22"
1	Tie Rod,	6610187A2 24" Lg.	6610753A2 30" Lg.	6610187A2 24" Lg.	6610753A2 30" Lg.	6610187A2 24" Lg.	6610753A2 30" Lg.
2	Hex Head Cap Screw	900139302	900139302	900139302	900139302	900139302	900139302
3	Plain Washer (5)	980120702	980120702	980120702	980120702	980120702	980120702
4	Cylinder	6610184B2 21" Lg.	6610751B2 27" Lg.	6610184B2 21" Lg.	6610751B2 27" Lg.	6610184B2 21" Lg.	6610751B2 27" Lg.
5	Back Up Washer (3)	6610183A2	6610183A2	6610183A2	6610183A2	6610183A2	6610183A2
6	Homogeneous U Cup	910956702	910956702	910956702	910956702	910956702	910956702
7	Cylinder Base	6610156C2 10156-C	6610156C2 10156-C	6610156C2 10156-C	6610156C2 10156-C	6610156C2 10156-C	6610156C2 10156-C
8	Bronze Bushing	750967002	750967002	750967002	750967002	750967002	750967002
9	Hex Jam Nut	850092102	850092102	850092102	850092102	850092102	850092102
10	Lockwasher	980121402	980121402	980121402	980121402	980121402	980121402
11	Cap	6610643A2 Plain Type	6610186C2 Clevis Type	6610186C2 Clevis Type	6610186C2 Clevis Type	6610186C2 Clevis Type	6610186C2 Clevis Type
	60 L to R	NOT AVAILABLE	NOT AVAILABLE	6610643A2 Plain Type	6610643A2 Plain Type	6610643A2 Plain Type	6610643A2 Plain Type
12	Lockwasher	980121702	980121702	980121702	980121702	980121702	980121702
13	Felt Washer	6610182A2	6610182A2	6610182A2	6610182A2	6610182A2	6610182A2
14	Packing Cup	910917302	910917302	910917302	910917302	910917302	910917302
15	Piston Rod	6610185B2 21" Lg.	6610752B2 27" Lg.	6610185B2 21" Lg.	6610752B2 27" Lg.	6610185B2 21" Lg.	6610752B2 27" Lg.
16	"O" Ring	910275402	910275402	910275402	910275402	910275402	910275402
-	Cylinder Assembly	0002070D2 Plain Type	0002070D2 Plain Type	0001022D2 Clevis Type	0001022D2 Clevis Type	0001022D2 Clevis Type	0001022D2 Clevis Type
	60 L to R	NOT AVAILABLE	NOT AVAILABLE	0002070D2 Plain Type	0002070D2 Plain Type	0002070D2 Plain Type	0002070D2 Plain Type

Refer to reference drawing at the bottom right of page 14.

85 and 110 Ton Air Counterbalance Parts (Pull Type), 5" Diameter, 12" Travel

Ref No.	Description (Number Required)	Models 8 and 10 Single Crank Order Number
1	Hex Head Cap Screw	900230802
2	Tie Rod (4)	6609727A2
3	Cylinder	6609729B2
4	Packing Cup	910028902 BB-4
5	Piston Rod	6609728B2
6	Homogenous U Cup	910052502
7	Bronze Bushing	750992102 ACB-16
8	Hex Jam Nut (8)	850092102
9	Lockwasher (8)	980121402
10	Cap	6609730B2
11	Lockwasher	980121502
12	Back Up Washer (3)	6709724A2 BB-5
13	Spacer	4509726A2
14	Felt Washer	7109575A2 ACB-14
15	"O" Ring	910070502 ACB-8
16	Cylinder Base	6609725B2
-	Cylinder Assembly	000201500
-	Swing Bolt	7009693A2
-	Hex Head Screw	900127402



Refer to reference drawing at top right.

40 to 100 Ton Two-Point
ACB Assembly (Push Type)

40 to 100 Ton Two Point Air Counterbalance Assembly Parts (PushType)

Ref No.	Description (Number Required)	Order Number
ACB-1	Cross Bar, 10SS-100 Center	6610085B2
	Cross Bar	6610084B2
ACB-2	Piston Rod	6609576B2
ACB-3	Cylinder Cap	6600704C2
ACB-4	Steel Washer (3)	9800511A2
ACB-5	Hex Head Cap Screw	900094002
ACB-6	Cylinder	066B00014168-3
ACB-7	Cylinder Base	6600703C2
ACB-8	"O" Ring	910070502
ACB-9	Hex Nut	850264502
	Hex Nut	850109102
ACB-10	Jam Nut (8)	850092102
ACB-11	Cylinder Tie Rod	6600508A2
ACB-12	Lock Washer	980121402
ACB-13	Packing Cup Hole	910071002
ACB-14	Felt Washer	7109575A2
ACB-15	Steel Spacer	4509726A2
ACB-16	Bronze Bushing	750992102
ACB-17	Counterbalance Guide Rod	SEE CHART AT RIGHT
ACB-18	Hex. Head Cap Screw	900095502
-	Air Relief Valve	880297602
-	Check Valve	880071302

Ref No.	Description (Number Required)	Order Number
ACB-21	Cylinder Assembly, including: Surge Tank, Air Controls and Rods	ACB-21
ACB-22	Counterbalance Surge Tank, 6" Dia.	8800680C2
ACB-23	Counterbalance Surge Tank, 12" Dia.	880068102
ACB-24	Counterbalance Surge Tank, 16" Dia.	880299102
ACB-25	Cylinder Assembly Only	000D00014174

Refer to reference drawing at the bottom right of page 16.

NOTE: 1-11-78 #10 Serial Number 23913 Pull Type.

ACB – 17 Counterbalance Rod Chart

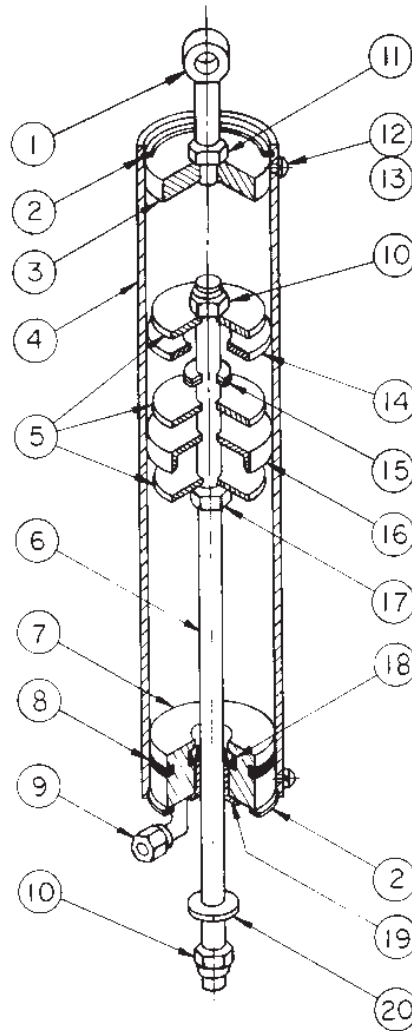
Press Models	Rod Size (Number Required)	Order Number
4SS, 6SS	¾" Dia. x 55" Lg. (2)	6600592A2
4W, 4B	¾" Dia. x 55" Lg. (2)	6600592A2
6B, 6W	¾" Dia. x 55" Lg. (2)	6600592A2
8B, 8K, 10B, 10B-100 (Center)	¾" Dia. x 51" Lg. (2)	6600592A2
8B, 8K, 10B, 10K-40-60-80-100 (Ends)	¾" Dia. x 57" Lg. (4)	6600592A2
8SS, 10SS-100 (Center)	¾" Dia. x 53" Lg. (2)	6600798A2
8SS, 10SS-40-60-80-100 (Ends)	¾" Dia. x 63" Lg. (4)	6600914A2
10	¾" Dia. x 58½" Lg. (2)	2100372B2

6A Press 3" Diameter Air Counterbalance Assembly

Ref No.	Description	Order Number
1	Rod End	7010074B2
2	Retaining Ring	890435102
3	Cap	6609089A2
4	Cylinder	6609088B2
5	Back Up Washer	6609091A2
6	Piston Rod	6609090A2
7	Base	6609093B2
8	"O" Ring	910276002
9	Elbow Comp.	870195302
10	Jam Lock Nut	850261802
11	Hex Nut	850173302
12	Machine Screw	900101702
13	Lockwasher	980099902
14	Felt Washer	6609092A2
15	Lockwasher	980121402
16	Packing Cup	910276702
17	Jam Nut	850092102
18	Homogeneous "U" Cup	910276102
19	Flange Bushing	750967102

continued

Ref No.	Description	Order Number
20	Plain Washer	980092502
-	Compression Elbow	820100702
-	Meter Unit	820102502
-	Cylinder Assembly	000907400



Metering Units

Description	Order Number
Automatic Lubricator TMD-5 5.3 Minute (Use Lube plus L0040002)	820996502
One Shot Lubricator HIA	820066502
Oil Gage	820066902 B-5611
Closures Plug	820461002 2AC-2
B-3135 12"	820105202
B-3550 14"	820105302
B-3531 16"	820105402
B-3137 18"	820105502
B-3532 20"	820105602
B-3528 22"	820105702
B-3508 24"	820105802
Meter Unit FTL 3/0	820102002
Meter Unit FT 2	820104002
Bijur Tubing	820066802
Bijur Compression Sleeve B-1061	820105902
Bijur Comp. Bushing B-1371	820106002
Bijur Compression Nut B-1095	820106102
Brass Elbow 90°	820100802
Brass Elbow 45°	820100702

PUMPS (Bijur)

TYPE SS HOSES 7/16 O.D.

MISCELLANEOUS

Installation

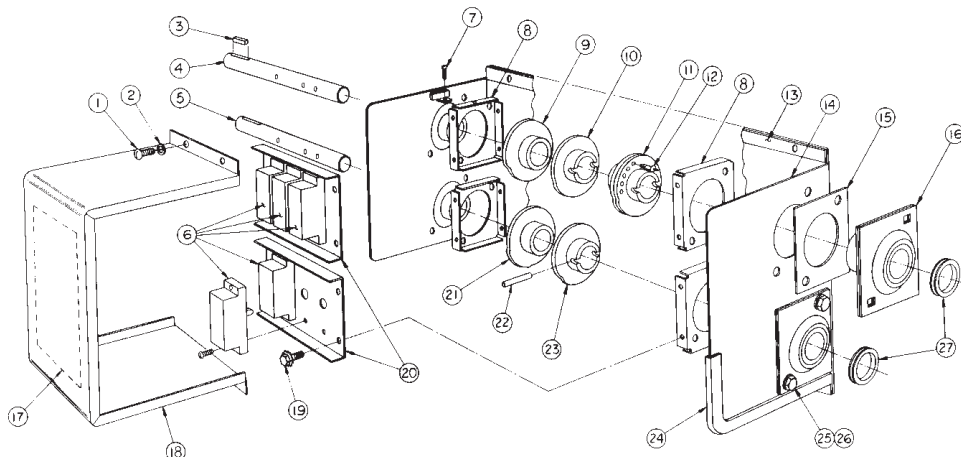
Installation Data	Symbol	Order Number
	FTA	3/0 820269402
		00
		0 820103102
		1 820103202
		2 820103302
		3 820103402
	FTD	3/0
		00
		0
		1 820103902
		2
		3
	FTC	3/0
		00
		0 820103502
		1 820104502
		2 820103602
		3 820269702
	FTB	3/0
		00
		0
		1
		2 820104602
		3
	FTK	3/0
		00
		0 820104202
		1 820104402
		2
		3
	FTG	3/0 820269802
		00
		0
		1 820103702
		2
		3
	FSA	3/0 820269502
		00 820102502
		0 820102602
		1 820102702
		2 820102802
		3 820102902

Rotating Cam Switch Parts

Ref No.	Description (Number Required)	Order Number
1	Machine Screw Round Head	900357902
2	Split Lockwasher	980099902
3	Key Straight, Square	810265302
4	Shaft	271263882
5	Shaft	271263982
6	Limit Switch	690280502
7	Machine Screw Round Head	900239702
8	Limit Switch Locating Bracket	691263582
9	Cam # 1	691046782
10	Cam #2	691046882
11	Cam B.M. 1of each (150°, 165°, 180°, 195°, 210°)	691189322 10-Hole 691189312 2-Hole
12	Hex Head Screw with Star Washer	830204902
13	Gasket	6912632A2
14	Limit Switch Housing Assembly	000267300
15	Gasket	6911883A2

Ref No.	Description (Number Required)	Order Number
16	Bearing with Locking Collar	740325502
17	Cam Location Arrangement Tag	8312642C2
18	Cover	691263782
19	Tapping Screw with Cap Ext. Teeth	900220802
20	Limit Switch Mounting Plate	691047382
21	Cam #3	691046982
22	Roll Pin	860123402
23	Cam #4	691047082
24	U- Channel Gasket 40" Lg.	910276202
25	Split Lockwasher	980106502
26	Tapping Screw Hex Head	900220002
27	V-Ring (V-18)	910276502
-	Wellnut (4)	850260002
-	Cam Box Complete	00026750D2 RH
-	Roller Follower	690287902

continued



When ordering parts specify serial number and model of press.

2

Single Point Presses

Section 2 Contents

Part List	Chart Page No	Drawing Page No.
5 Ton Single Point Presses.....	Pages 22 to 25	Page 25
10 and 15 Ton Single Point Presses	Pages 26 to 30	Page 29
25 Ton Single Point Presses.....	Pages 31 to 35	Page 35
40 Ton Single Point Presses.....	Pages 36 to 41	Page 41
60 Ton Single Point Presses.....	Pages 42 to 47	Page 47
85 Ton Single Point Presses.....	Pages 48 and 50	Page 49
110 Ton Single Point OBI Presses	Pages 51 and 53	Page 52
150 Ton Single Point OBI and OBS Presses	Pages 54 and 56	Page 55

2

Single Point Presses

5 Ton Single Point Presses

Ref No.	Description (Number Required)		OA Order Number	OE Order Number	OF Order Number	OG Order Number
1	Frame		0100001D2	0100002D2	0100003D2	0100004D2
2	Slide-Die Shank Hole	Std. 1" Dia.	0200085C2	0200085C2	0200085C2	0200085C2
		Max. 1½" Dia.	0200952C2	0200952C2	0200952C2	0200952C2
2A	Stud (2)		950093402	950093402	950093402	950093402
3	Brake Shoe with Lining 3" Dia.		0300097B2	0300097B2	0300097B2	0300097B2
3A	Spring Brake		930058102	930058102	930058102	930058102
3B	Stud		9510041A2	9510041A2	9510041A2	9510041A2
4	Flywheel 15 ⅝" Dia.		0400101C2 OA-4	0400101C2 OA-4	0400101C2 OA-4	0400101C2 OA-4
4A	Flywheel Bearing (Reboring Required)		7500717B2	7500717B2	7500717B2	7500717B2
5	Bolster ⅞" x 7 x 10⅝" Lg.		0500120B2	0500120B2	0500120B2	0500120B2
6	Conn. Rod with Bush	1¼" Str.	0600127B2	0600127B2	0600127B2	0600127B2
		1⅜" Str.	0600128B2	0600128B2	0600128B2	0600128B2
		2" Str.	0600129B2	0600129B2	0600129B2	0600129B2
6A	Conn. Rod Bushing (Pressing and Reboring Required)	1¼" Str. 2⅞" I.D. x 1½" Lg.	7500548B2	7500548B2	7500548B2	7500548B2
		1⅜" Str. 3⅞" I.D. x 1½" Lg.	7500549B2	7500549B2	7500549B2	7500549B2
		2" Str. 3⅞" I.D. x 1½" Lg.	7500551B2	7500551B2	7500551B2	7500551B2
6F	Nylon Insert		830093102	830093102	830093102	830093102
6G	Square Head Set Screw, Dog Pt.		900093002	900093002	900093002	900093002

Chart continued on page 23.

Refer to reference drawing on page 25.

When ordering parts specify serial number and model of press.

5 Ton Single Point Presses *continued*

Ref No.	Description (Number Required)	OA Order Number	OE Order Number	OF Order Number	OG Order Number	
7	Bearing Blocks (ea) with Bush. OA-7	0700152B2 Grease 0701316B2 Oil	0700152B2 Grease 0701316B2 Oil	0700152B2 Grease 0701316B2 Oil	0700152B2 Grease 0701316B2 Oil	
7A	Bearing Block Bushing (Pressing and Reboring Required) 1 $\frac{1}{6}$ " I.D. x 2 $\frac{1}{2}$ " Lg.	7500717B2 57-717	7500717B2 57-717	7500717B2 57-717	7500717B2 57-717	
8	Bench Legs (2)	6000163B2 OA-8	6000163B2 OA-8	6000164B2 1A-8	NOT AVAILABLE	
9	Knockout Stops (2)	0900311B2	0900311B2	0900311B2	0900311B2	
16-20	Crankshaft (Diameter of Eccentric)	1 $\frac{1}{4}$ " Str. 2 $\frac{3}{8}$ " Dia.	PK2230900	PK2230900	PK2230900	PK2230900
		1 $\frac{3}{4}$ " Str. 3 $\frac{1}{8}$ " Dia.	PK2231100	PK2231100	PK2231100	PK2231100
		2" Str. 3 $\frac{3}{8}$ " Dia.	PK2231200	PK2231200	PK2231200	PK2231200
17	Brake Hub 3" Dia.	1709312B2	1709312B2	1709312B2	1709312B2	
18	Flywheel Collar	1800338B2	1800338B2	1800338B2	1800338B2	
19	Adjusting Screw	1900342B2	1900342B2	1900342B2	1900342B2	
19G	Socket Set Screw Cup Pt.	900093202	900093202	900093202	900093202	
21	Tie Rod for Legs (2)	2100362B2	2100362B2	2109025A2	NOT AVAILABLE	
22	Trip Rod Upper	2200379B2	2200379B2	2200379B2	2200379B2	
23	Trip Rod Lever	2200382B2	2200382B2	2200379B2	2200379B2	
24	Clutch Block	2400387B2	2400387B2	2400387B2	2400387B2	
24B	Socket Button Head Cap Screw	900092702	900092702	900092702	900092702	
25	Clutch Pin	2500390B2	2500390B2	2500390B2	2500390B2	
26	Drive Pins (2)	2600393B2	2600393B2	2600393B2	2600393B2	
27	Colter Pin	860173202	860173202	860173202	860173202	
27A	Colter Pin (2)	860172602	860172602	860172602	860172602	

Chart continued on page 24.

Refer to reference drawing on page 25.

5 Ton Single Point Presses *continued*

Ref No.	Description (Number Required)	OA Order Number	OE Order Number	OF Order Number	OG Order Number	
31	Wrist Pin	3100430B2	3100430B2	3100430B2	3100430B2	
32	Guide Pin	860128502	860128502	860128502	860128502	
33	Motor Bracket Rod	4200439B2	4200439B2	NOT AVAILABLE	NOT AVAILABLE	
36	Gibs with Liner Set (2) 4¾" Lg. OA-36	3601744B2	3601744B2	3601744B2	3601744B2	
36A	Gib Liners Set (2) Not Sold					
36B	Gib Liner Epoxy Kit	710110302	710110302	710110302	710110302	
37	Clutch Knife	3709041B2	3709041B2	3709041B2	3709041B2	
37A	Stud	9510476A2	9510476A2	9510476A2	9510476A2	
38	Adjusting Screw Block	3800452B2	3800452B2	3800452B2	3800452B2	
38A	Socket Head Cap Screw	900093302	900093302	900093302	900093302	
39	Vertical Trip Arm	3900459B2	3900459B2	3900459B2	3900459B2	
39A	Socket Head Cap Screw	900127902	900127902	900127902	900127902	
41	Knockout Bar	4100465B2	4100465B2	4100465B2	4100465B2	
42	Motor Bracket	4200212B2 42-OA	4200212B2 42-OA	4200213B2 42-OG	4200213B2 42-OG	
44	Foot Pedal	4409044B2 13" Lg.	4409044B2 13" Lg.	4409047B2 21½" Lg.	4409047B2 21½" Lg.	
45	Trip Rod Clamp	830093602	830093602	830093602	830093602	
51	Gib Set Bars (2)	5100490B2	5100490B2	5100490B2	5100490B2	
53	Safety Lever Arm	5309406B2 8" Lg.	5309406B2 8" Lg.	5300495B2 12" Lg.	5310091B2 21½" Lg.	
60	Floor Legs (2)	Right Hand	6000223C2 OA-60R&L	6000223C2 OA-60R&L	6000225C2 1A-60	NOT AVAILABLE
		Left Hand	6000224C2 OA-60R&L	6000224C2 OA-60R&L	6000226C2 1A-60	NOT AVAILABLE

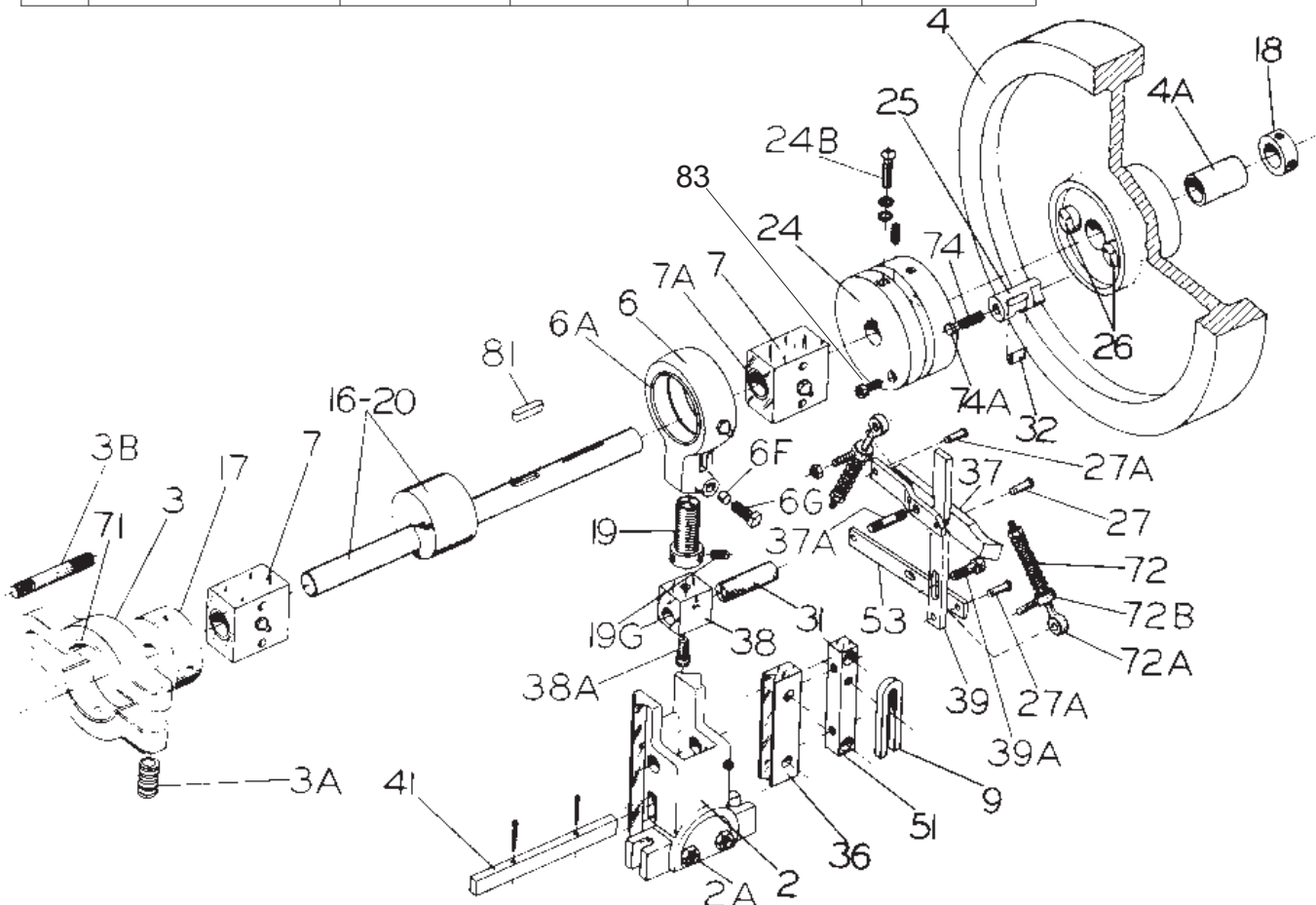
Chart continued on page 25.

Refer to reference drawing on page 25.

When ordering parts specify serial number and model of press.

5 Ton Single Point Presses *continued*

Ref No.	Description (Number Required)	OA Order Number	OE Order Number	OF Order Number	OG Order Number
	Not Sold				
	Not Sold				
72	Safety Device Spring	930906202	930906202	930906202	930906202
72A	Spring Rod End (2)	7010483B2	7010483B2	7010483B2	7010483B2
72B	Rod End (2)	7010074B2	7010074B2	7010074B2	7010074B2
74	Clutch Pin Spring	930056802	930056802	930056802	930056802
74A	Colter Pin	860266002	860266002	860266002	860266002
81	Keys, Clutch Block and Eccentric	810080002	810080002	810080002	810080002
-	Fiber Washers (3)	980303902	980303902	980303902	980303902
83	Soc HD Screw	900231202	900231202	900231202	900231202



When ordering parts specify serial number and model of press.

10 and 15 Ton Single Point Presses

Ref No.	Description (Number Required)		1A Order Number	2 Order Number	2E Order Number	2F Order Number	2G Order Number	15H Order Number
1	Frame		0100005D2	0100007D2	0100008D2	0100009D2	0100010D2	0100006D2
2	Slide-Die Shank Hole	Std.	0200087C2 1¼" Dia.	0200088C2 1½" Dia.	0200088C2 1½" Dia.	0200088C2 1½" Dia.	0200088C2 1½" Dia.	0200088C2 1½" Dia.
		Max.	0200987C2 1½" Dia.	0201083C2 2" Dia.	0201083C2 2" Dia.	0201083C2 2" Dia.	0201083C2 2" Dia.	0201083C2 2" Dia.
2A	Stud (2)		950098602	950098602	950098602	950098602	950098602	950098602
3	Brake Shoe with Lining		0300097B2 3" Dia.	0309039B2 6" Dia.	0309039B2 6" Dia.	0309039B2 6" Dia.	0309039B2 6" Dia.	0309039B2 6" Dia.
3A	Spring Brake		930058102	930058102	930058102	930058102	930058102	930058102
3B	Stud		9510041A2	9510481A2	9510481A2	9510481A2	9510481A2	9510481A2
4	Flywheel <i>For Mechanical Clutch Only</i>		0400102C2	0400103C2	0400103C2	0400103C2	0400103C2	0400103C2
4A	Flywheel Bearing (Reboring Required) <i>For Mechanical Clutch Only</i>		7500719B2	740052902 (2)	740052902 (2)	740052902 (2)	740052902 (2)	740052902 (2)
				740052802 (2)	740052802 (2)	740052802 (2)	740052802 (2)	740052802 (2)
5	Bolster		0500121B2	0500122B2	0500122B2	0500122B2	0500122B2	0500122B2
6	Conn. Rod with Bushing	2" Str.	0600130B2	0600132B2	0600132B2	0600132B2	0600132B2	0600132B2
		3" Str.	0600131B2	0600133B2	0600133B2	0600133B2	0600133B2	0600133B2
		3½" Str.	NOT AVAILABLE	0600134B2	0600134B2	0600134B2	0600134B2	0600134B2
6A	Conn. Rod Bushing (Pressing and Reboring Required)	2" Str.	7500552B2	7500553B2	7500553B2	7500553B2	7500553B2	7500553B2
		3" Str.	7500555B2	7500556B2	7500556B2	7500556B2	7500556B2	7500556B2
		3½" Str.	NOT AVAILABLE	7500557B2	7500557B2	7500557B2	7500557B2	7500557B2
6F	Nylon Insert ⅝" Dia. x ⅞" Lg.		830098402	830098402	830098402	830098402	830098402	830098402
6G	Square Head Set Screw, Dog Pt. ½" - 13 x 1½" Lg.		900107902	900107902	900107902	900107902	900107902	900107902
7	Bearing Blocks each with Bushing		0700153B2 Grease 0701297B2 Oil 1A-7	0700154B2 Grease 0701292B2 Oil 2-7	0700154B2 Grease 0701292B2 Oil 2-7	0700154B2 Grease 0701292B2 Oil 2-7	0700154B2 Grease 0701292B2 Oil 2-7	0700154B2 Grease 0701292B2 Oil 2-7

Chart continued on page 27.

Refer to reference drawing on page 29.

When ordering parts specify serial number and model of press.

10 and 15 Ton Single Point Presses *continued*

Ref No.	Description (Number Required)	1A Order Number	2 Order Number	2E Order Number	2F Order Number	2G Order Number	15H Order Number	
7A	Bearing Block Bushing (Pressing and Reboring Required) (2)	7500718B2	7500720B2	7500720B2	7500720B2	7500720B2	7500720B2	
7C	Oil Seal	910110402	910081002	910081002	910081002	910081002	910081002	
8	Bench Legs (2)	6000164B2 1A-8	NOT AVAILABLE	NOT AVAILABLE	NOT AVAILABLE	NOT AVAILABLE	NOT AVAILABLE	
9	Knockout Stops (2)	0909385A2	0909385A2	0909385A2	0909385A2	0909385A2	0909385A2	
11	Lower Jack Hinge	NOT AVAILABLE	1009365B2	1009365B2	1009369B2	NOT AVAILABLE	NOT AVAILABLE	
12-77	Inclining Screw	NOT AVAILABLE	1009366B2	1009367B2	1009371B2	NOT AVAILABLE	NOT AVAILABLE	
13	Bed Table	NOT AVAILABLE	NOT AVAILABLE	NOT AVAILABLE	NOT AVAILABLE	NOT AVAILABLE	1300168B2 15H-13	
15	Bed Elevating Wheel	NOT AVAILABLE	3000170B2 15H-15	3000170B2 15H-15	3000170B2 15H-15	NOT AVAILABLE	3000170B2 15H-15	
16-20	Crankshaft - Diameter of Eccentric	2" Str.	PK2231800 3 $\frac{3}{8}$ " Dia. Std.	PK2232100 FM 3 $\frac{3}{8}$ " Dia.	PK2232100 FM 3 $\frac{3}{8}$ " Dia.	PK2232100 FM 3 $\frac{3}{8}$ " Dia.	PK2232100 FM 3 $\frac{3}{8}$ " Dia.	PK2232100 FM 3 $\frac{3}{8}$ " Dia.
				PK2232700 FAC 3 $\frac{3}{8}$ " Dia.	PK2232700 FAC 3 $\frac{3}{8}$ " Dia.	PK2232700 FAC 3 $\frac{3}{8}$ " Dia.	PK2232700 FAC 3 $\frac{3}{8}$ " Dia.	PK2232700 FAC 3 $\frac{3}{8}$ " Dia.
	3" Str.	PK2231900 4 $\frac{1}{2}$ " Dia. Std.	PK2232300 FM 4 $\frac{1}{2}$ " Dia.	PK2232300 FM 4 $\frac{1}{2}$ " Dia.	PK2232300 FM 4 $\frac{1}{2}$ " Dia.	PK2232300 FM 4 $\frac{1}{2}$ " Dia.	PK2232300 FM 4 $\frac{1}{2}$ " Dia.	PK2232300 FM 4 $\frac{1}{2}$ " Dia.
			PK2232800 4 $\frac{1}{2}$ " Dia.	PK2232800 4 $\frac{1}{2}$ " Dia.	PK2232800 4 $\frac{1}{2}$ " Dia.	PK2232800 4 $\frac{1}{2}$ " Dia.	PK2232800 4 $\frac{1}{2}$ " Dia.	PK2232800 4 $\frac{1}{2}$ " Dia.
17	Brake Hub	1709322B2 3" Dia.	1709450B2 6" Dia.	1709450B2 6" Dia.	1709450B2 6" Dia.	1709450B2 6" Dia.	1709450B2 6" Dia.	
18	Flywheel Collar <i>For Mechanical Clutch Only</i>	1800339B2	1800340B2	1800340B2	1800340B2	1800340B2	1800340B2	
19	Adjusting Screw	1900343B2	1900343B2	1900343B2	1900343B2	1900343B2	1900343B2	
19G	Socket Set Screw Cup Pt.	900220702	900220702	900220702	900220702	900220702	900220702	
21	Tie Rod for Legs (2)	2100364B2	2100365B2	2100365B2	2100366A2	NOT AVAILABLE	NOT AVAILABLE	
22	Trip Rod Upper <i>For Mechanical Clutch Only</i>	2200379B2	2200380B2	2200380B2	2200381B2	2200381B2	2200380B2	
23	Trip Rod Lower <i>For Mechanical Clutch Only</i>	2200382B2	2200382B2	2200382B2	2200381B2	2200381B2	2200380B2	
24	Clutch Block <i>For Mechanical Clutch Only</i>	2400388B2 1 $\frac{1}{4}$ " I.D.	2400389B2 1 $\frac{1}{2}$ " I.D.	2400389B2 1 $\frac{1}{2}$ " I.D.	2400389B2 1 $\frac{1}{2}$ " I.D.	2400389B2 1 $\frac{1}{2}$ " I.D.	2400389B2 1 $\frac{1}{2}$ " I.D.	

Chart continued on page 28.

Refer to reference drawing on page 29.

When ordering parts specify serial number and model of press.

10 and 15 Ton Single Point Presses *continued*

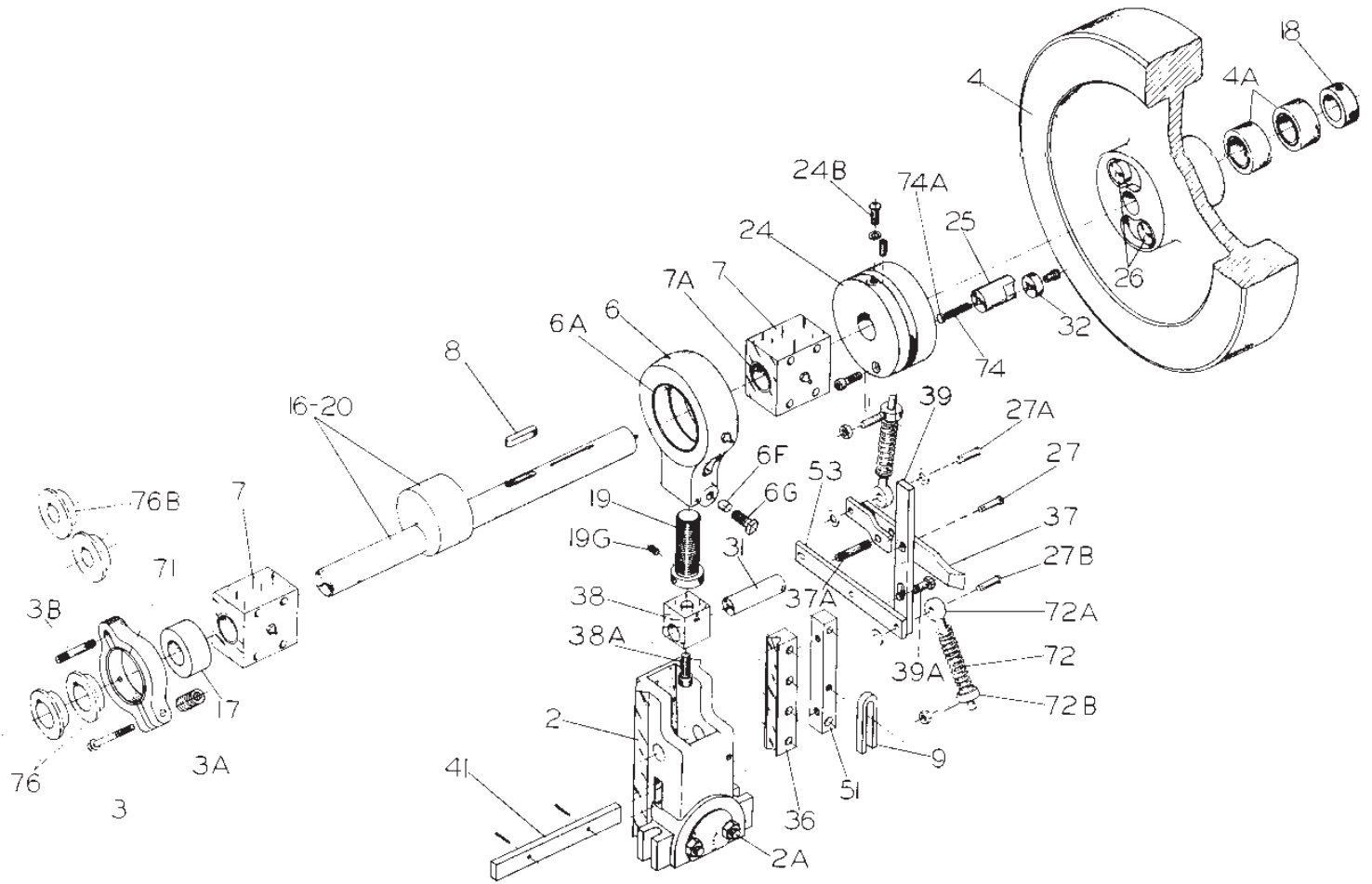
Ref No.	Description (Number Required)	1A Order Number	2 Order Number	2E Order Number	2F Order Number	2G Order Number	15H Order Number
24B	Socket Button Head Cap Screw <i>For Mechanical Clutch Only</i>	900108202	900108202	900108202	900108202	900108202	900108202
25	Clutch Pin <i>For Mechanical Clutch Only</i>	2500391B2	2500391B2	2500391B2	2500391B2	2500391B2	2500391B2
26	Drive Pins (2) <i>For Mechanical Clutch Only</i>	2600394B2	2600394B2	2600394B2	2600394B2	2600394B2	2600394B2
27	Colter Pin <i>For Mechanical Clutch Only</i>	860039902	860039902	860039902	860039902	860039902	860039902
27A	Colter Pin (2) <i>For Mechanical Clutch Only</i>	860172602	860172602	860172602	860172602	860172602	860172602
27B	Colter Pin <i>For Mechanical Clutch Only</i>	860172702	860172702	860172702	860172702	860172702	860172702
30	Bed Elevating Screw	NOT AVAILABLE	NOT AVAILABLE	NOT AVAILABLE	NOT AVAILABLE	NOT AVAILABLE	3000426B2
31	Wrist Pin	3100431B2	3100432B2	3100432B2	3100432B2	3100432B2	3100432B2
32	Guide Plug	7000438B2	7000438B2	7000438B2	7000438B2	7000438B2	7000438B2
33	Motor Bracket Rod	4200440B2	4200440B2	4200440B2	4200441B2	4201088B2	4200440B2
36	Gibs with Liner Set (2)	3601737B2 1A-36	3601737B2 1A-36	3601737B2 1A-36	3601737B2 1A-36	3601737B2 1A-36	3601737B2 1A-36
36A	Gib Liners Set (2) <i>Not Sold</i>						
36B	Gib Liner Epoxy Kit	710110302	710110302	710110302	710110302	710110302	710110302
37	Clutch Knife <i>For Mechanical Clutch Only</i>	3709040B2	3709040B2	3709040B2	3709040B2	3709040B2	3709040B2
37A	Stud <i>For Mechanical Clutch Only</i>	9510041A2	9510439A2	9510439A2	9510439A2	9510439A2	9510041A2
38	Adjusting Screw Block	3800453B2	3800453B2	3800453B2	3800453B2	3800453B2	3800453B2
38A	Socket Head Cap Screw	900123302	900123302	900123302	900123302	900123302	900123302
39	Vertical Trip Arm <i>For Mechanical Clutch Only</i>	3900460B2	3900460B2	3900460B2	3900460B2	3900460B2	3900460B2
39A	Socket Head Cap Screw <i>For Mechanical Clutch Only</i>	900122102	900122102	900122102	900122102	900122102	900122102
41	Knockout Bar	4100466B2	4100467B2	4100467B2	4100467B2	4100467B2	4100467B2

Chart continued on page 30.

Refer to reference drawing on page 29.

When ordering parts specify serial number and model of press.

10 and 15 Ton Single Point Presses



Refer to the following pages for these parts lists:

Air Clutch Parts (Serial #'s ≤ 29999).....	page 6
Air Clutch Parts (Serial #'s ≥ 30000).....	page 7
Air Brake Cylinder Parts.....	page 9
Rotating Cam L.S. Parts.....	page 20
Air Clutch Control Panel Parts (Serial #'s ≤ 29999).....	page 6
Air Clutch Control Panel Parts (Serial #'s ≥ 30000).....	page 7
Hand Control Parts (Serial #'s ≤ 29999).....	page 5
Hand Control Parts (Serial #'s ≥ 30000).....	page 7
Swivel Parts.....	page 5

10 and 15 Ton Single Point Presses *continued*

Ref No.	Description (Number Required)	1A Order Number	2 Order Number	2E Order Number	2F Order Number	2G Order Number	15H Order Number
42	Motor Bracket	4201617B2 2-42T	4201617B2 2-42T	4201617B2 2-42T	4201590B2 2G-42T	4201590B2 2G-42T	4201617B2 2-42T
44	Foot Pedal <i>For Mechanical Clutch Only</i>	4409319B2 17" Lg.	4409044B2 13" Lg.	4409044B2 13" Lg.	4409381B2 30" Lg.	4409381B2 30" Lg.	4409046B2 26 ½" Lg.
45	Trip Rod Clamp <i>For Mechanical Clutch Only</i>	830093602 ¾"	830093602 ¾"	830093602 ¾"	830108602 ½"	830108602 ½"	830093602 ¾"
49	Bed Table Key	NOT AVAILABLE	NOT AVAILABLE	NOT AVAILABLE	NOT AVAILABLE	NOT AVAILABLE	1400486B2
50	Bed Clamp Plates	NOT AVAILABLE	NOT AVAILABLE	NOT AVAILABLE	NOT AVAILABLE	NOT AVAILABLE	5000488B2
51	Gib Set Bars (2)	5100491B2	5100491B2	5100491B2	5100491B2	5100491B2	5100491B2
53	Safety Lever Arm <i>For Mechanical Clutch Only</i>	5309406B2 8" Lg.	5309406B2 8" Lg.	5309406B2 8" Lg.	5309409B2 19" Lg.	5309409B2 19" Lg.	5309406B2 8" Lg.
60	Floor Legs (2)	Right Hand	6000225C2 1A-60	6000227C2 2-60	6000227C2 2-60	6000229C2 3-60	NOT AVAILABLE
		Left Hand	6000226C2 1A-60	6000228C2 2-60	6000228C2 2-60	6000230C2 3-60	NOT AVAILABLE
	Not Sold						
	Not Sold						
72	Safety Device Spring <i>For Mechanical Clutch Only</i>	930912402	930912402	930912402	930912402	930912402	930912402
72A	Spring Rod End (2) <i>For Mechanical Clutch Only</i>	7010076B2	7010076B2	7010076B2	7010076B2	7010076B2	7010076B2
72B	Rod End (2) <i>For Mechanical Clutch Only</i>	7010074B2	7010074B2	7010074B2	7010074B2	7010074B2	7010074B2
74	Clutch Pin Spring <i>For Mechanical Clutch Only</i>	930056802	930056802	930056802	930056802	930056802	930056802
74A	Colter Pin <i>For Mechanical Clutch Only</i>	860266002	860266002	860266002	860266002	860266002	860266002
76	Sprocket (2)	NOT AVAILABLE	7610547A2 35B20 1½" Bore	7610547A2 35B20 1½" Bore	7610547A2 35B20 1½" Bore	7610547A2 35B20 1½" Bore	7610547A2 35B20 1½" Bore
76B	L.S. Sprocket (2)	NOT AVAILABLE	760290302 35B20 ¾" Bore	760290302 35B20 ¾" Bore	760290302 35B20 ¾" Bore	760290302 35B20 ¾" Bore	760290302 35B20 ¾" Bore
81	Keys, Clutch Block and Eccentric	810080102	810080102	810080102	810080102	810080102	810080102
-	Fiber Washers	980147302	980147302	980147302	980147302	980147302	980147302
-	Socket Head Screw (4)	900159102	900159102	900159102	900159102	900159102	900159102
-	Safety Screw (4)	900108002	900108002	900108002	900108002	900108002	900108002

Refer to reference drawing on page 29.

When ordering parts specify serial number and model of press.

25 Ton Single Point Presses

Ref No.	Description (Number Required)		3 Order Number	3E Order Number	3F Order Number	3G Order Number	25H Order Number
1	Frame		0100012D2	0100013D2	0100014D2	0100015D2	0100011D2
2	Slide-Die Shank Hole	Std.	0200090C2 1 $\frac{1}{8}$ " Dia.	0200090C2 1 $\frac{1}{8}$ " Dia.	0200090C2 1 $\frac{1}{8}$ " Dia.	0200090C2 1 $\frac{1}{8}$ " Dia.	0200090C2 1 $\frac{1}{8}$ " Dia.
		Max.	0201236C2 2" Dia.	0201236C2 2" Dia.	0201236C2 2" Dia.	0201236C2 2" Dia.	0201236C2 2" Dia.
2A	Stud (2)		950124502	950124502	950124502	950124502	950124502
3	Brake Shoe with Lining 9" Dia.		0309038C2	0309038C2	0309038C2	0309038C2	0309038C2
3A	Spring Brake		930058102	930058102	930058102	930058102	930058102
3B	Stud		950124502	950124502	950124502	950124502	950124502
4	Flywheel 3-4; 24 Dia. <i>For Mechanical Clutch Only</i>		0409421D2	0409421D2	0409421D2	0409421D2	0409421D2
4A	Flywheel Bearing (2) <i>For Mechanical Clutch Only</i>		740053502 (2)	740053502 (2)	740053502 (2)	740053502 (2)	740053502 (2)
			740053402 (2)	740053402 (2)	740053402 (2)	740053402 (2)	740053402 (2)
5	Bolster		0500123B2	0500123B2	0500123B2	0500123B2	0500123B2
6	Conn. Rod with Bushing	2" Str.	0600135B2	0600135B2	0600135B2	0600135B2	0600135B2
		3" Str.	0600136B2	0600136B2	0600136B2	0600136B2	0600136B2
		4" Str.	0600137B2	0600137B2	0600137B2	0600137B2	0600137B2
6A	Conn. Rod Bushings (Pressing and Reborring Required)	2" Str.	7500557B2	7500557B2	7500557B2	7500557B2	7500557B2
		3" Str.	7500560B2	7500560B2	7500560B2	7500560B2	7500560B2
		4" Str.	7500562B2	7500562B2	7500562B2	7500562B2	7500562B2
6F	Nylon Insert		830122702	830122702	830122702	830122702	830122702
6G	Hex Head Cap Screw		900122602	900122602	900122602	900122602	900122602
7	Bearing Blocks with Bushings		0700155B2 Grease 0701252B2 Oil 3-7	0700155B2 Grease 0701252B2 Oil 3-7	0700155B2 Grease 0701252B2 Oil 3-7	0700155B2 Grease 0701252B2 Oil 3-7	0700155B2 Grease 0701252B2 Oil 3-7

Chart continued on page 32.

Refer to reference drawing on page 35.

When ordering parts specify serial number and model of press.

25 Ton Single Point Presses *continued*

Ref No.	Description (Number Required)	3 Order Number	3E Order Number	3F Order Number	3G Order Number	25H Order Number
7A	Bearing Block Bushing (2) (Pressing and Reboring Required)	7500721B2	7500721B2	7500721B2	7500721B2	7500721B2
7C	Oil Seal (CENTRALIZED LUBRICATION ONLY)	910087502	910087502	910087502	910087502	910087502
9	Knockout Stops (2)	0909385A2	0909385A2	0909385A2	0909385A2	0909385A2
11	Lower Jack Hinge	1009034B2	1009034B2	NOT AVAILABLE	NOT AVAILABLE	NOT AVAILABLE
12-77	Inclining Screw	1009033B2	1009033B2	1200320B2	NOT AVAILABLE	NOT AVAILABLE
13	Bed Table	NOT AVAILABLE	NOT AVAILABLE	NOT AVAILABLE	NOT AVAILABLE	1300169B2 25H-13
15	Bed Elevating Handle / Wheel	3000170B2 15H-15	3000170B2 15H-15	NOT AVAILABLE	NOT AVAILABLE	3000171B2
16-20	Crankshaft - Diameter of Eccentric	2" Str.	PK2233000 FM PK2233500 FAC 5 $\frac{3}{8}$ " Dia.	PK2233000 FM PK2233500 FAC 5 $\frac{3}{8}$ " Dia.	PK2233000 FM PK2233500 FAC 5 $\frac{3}{8}$ " Dia.	PK2233000 FM PK2233500 FAC 5 $\frac{3}{8}$ " Dia.
		3" Str	PK2233200 FM PK2233700 FAC 6" Dia.	PK2233200 FM PK2233700 FAC 6" Dia.	PK2233200 FM PK2233700 FAC 6" Dia.	PK2233200 FM PK2233700 FAC 6" Dia.
		4" Str	PK2233300 FM PK2233800 FAC 7 $\frac{1}{4}$ " Dia.	PK2233300 FM PK2233800 FAC 7 $\frac{1}{4}$ " Dia.	PK2233300 FM PK2233800 FAC 7 $\frac{1}{4}$ " Dia.	PK2233300 FM PK2233800 FAC 7 $\frac{1}{4}$ " Dia.
17	Brake Hub	1710072B2	1710072B2	1710072B2	1710072B2	1710072B2
18	Flywheel Collar <i>For Mechanical Clutch Only</i>	1800341B2	1800341B2	1800341B2	1800341B2	1800341B2
19	Adjusting Screw	1900344B2	1900344B2	1900344B2	1900344B2	1900344B2
21	Tie Rod for Legs (2)	2100367A2	2100367A2	2100367A2	NOT AVAILABLE	NOT AVAILABLE
22	Trip Rod Upper <i>For Mechanical Clutch Only</i>	2200380B2	2201242B2	2200381B2	2200381B2	2200380B2
23	Trip Rod Lower <i>For Mechanical Clutch Only</i>	2200382B2	2200382B2	2200381B2	2200381B2	2200380B2
24	Clutch Block <i>For Mechanical Clutch Only</i>	2400194C2	2400194C2	2400194C2	2400194C2	2400194C2

Chart continued on page 33.

Refer to reference drawing on page 35.

25 Ton Single Point Presses *continued*

Ref No.	Description (Number Required)	3 Order Number	3E Order Number	3F Order Number	3G Order Number	25H Order Number
24B	Socket Button Head Cap <i>For Mechanical Clutch Only</i>	900123102	900123102	900123102	900123102	900123102
25	Clutch Pin <i>For Mechanical Clutch Only</i>	2500392B2	2500392B2	2500392B2	2500392B2	2500392B2
26	Drive Pins (3) <i>For Mechanical Clutch Only</i>	2600395B2	2600395B2	2600395B2	2600395B2	2600395B2
27	Colter Pin <i>For Mechanical Clutch Only</i>	860040002	860040002	860040002	860040002	860040002
27A	Colter Pin (2) <i>For Mechanical Clutch Only</i>	860172602	860172602	860172602	860172602	860172602
27B	Colter Pin <i>For Mechanical Clutch Only</i>	860172702	860172702	860172702	860172702	860172702
30	Bed Elevating Screw	NOT AVAILABLE	NOT AVAILABLE	NOT AVAILABLE	NOT AVAILABLE	3000427B2
31	Wrist Pin	3100433B2	3100433B2	3100433B2	3100433B2	3100433B2
32	Guide Plug <i>For Mechanical Clutch Only</i>	7000438B2	7000438B2	7000438B2	7000438B2	7000438B2
33	Motor Bracket Rod	4200441B2	4200441B2	4210919B2	4200441B2	4200441B2
36	Gibs with Liner (2)	3609035C2 RH 3609036C2 LH	3609035C2 RH 3609036C2 LH	3609035C2 RH 3609036C2 LH	3609035C2 RH 3609036C2 LH	3609035C2 RH 3609036C2 LH
36A	Gib Liners (2) Not Sold					
36B	Gib Liner Epoxy Kit	710110302	710110302	710110302	710110302	710110302
37	Clutch Knife <i>For Mechanical Clutch Only</i>	3700449B2	3700449B2	3700449B2	3700449B2	3700449B2
37A	Stud <i>For Mechanical Clutch Only</i>	9510481A2	9510481A2	9510481A2	9510481A2	9510481A2
38	Adjusting Screw Block 3-38	3800209B2 3-38	3800209B2 3-38	3800209B2 3-38	3800209B2 3-38	3800209B2 3-38
38A	Adjusting Screw Block Cap	3800454B2	3800454B2	3800454B2	3800454B2	3800454B2
38D	Socket Head Cap Screw (4)	900095002	900095002	900095002	900095002	900095002
39	Vertical Trip Arm <i>For Mechanical Clutch Only</i>	3900461B2	3900461B2	3900461B2	3900461B2	3900461B2
39A	Hex Head Cap Screw <i>For Mechanical Clutch Only</i>	900124302	900124302	900124302	900124302	900124302

Chart continued on page 34.

Refer to reference drawing on page 35.

25 Ton Single Point Presses *continued*

Ref No.	Description (Number Required)	3 Order Number	3E Order Number	3F Order Number	3G Order Number	25H Order Number	
40	Horizontal Trip Arm <i>For Mechanical Clutch Only</i>	4000671B2	4000671B2	4000671B2	900108202	900108202	
41	Knockout Bar	4100468B2	4100468B2	4100468B2	2500391B2	2500391B2	
42	Motor Bracket	4201476B2 3-42T	4201476B2 3-42T	4201477B2 3F-42T	4201476B2 3-42T	4201476B2 3-42T	
44	Foot Pedal <i>For Mechanical Clutch Only</i>	4409047B2	NOT AVAILABLE	4410088B2	4410088B2	4409381B2	
45	Trip Rod Clamp <i>For Mechanical Clutch Only</i>	830093602	830093602	830108602	860108602	830093602	
49	Bed Table Key	NOT AVAILABLE	NOT AVAILABLE	NOT AVAILABLE	NOT AVAILABLE	1400487B2	
50	Bed Clamp Plates	NOT AVAILABLE	NOT AVAILABLE	NOT AVAILABLE	NOT AVAILABLE	5000488B2	
51	Gib Set Bars (2)	5100492B2	5100492B2	5100492B2	5100492B2	5100492B2	
53	Safety Lever Arm <i>For Mechanical Clutch Only</i>	5309461B2	5309461B2	5309462B2	5309462B2	5309461B2	
53A	Hex Head Cap Screw	900093802	900093802	NOT AVAILABLE	NOT AVAILABLE	900093802	
-	Stud	NOT AVAILABLE	NOT AVAILABLE	9510476A2	9510476A2	NOT AVAILABLE	
53B	Spring	930921902	930921902	930921902	930921902	930921902	
60	Floor Legs (2)	Right Hand	6000229B2 3-60	6000229B2 3-60	6000231D2 4-60	NOT AVAILABLE	NOT AVAILABLE
		Left Hand	6000230B2 3-60	6000230B2 3-60	6000232D2 4-60	NOT AVAILABLE	NOT AVAILABLE
71	Brake Lining (2) Not Sold						
71A	Cement EC-1357 (3M) Not Sold						
72	Safety Device Spring <i>For Mechanical Clutch Only</i>	930912402	930912402	930912402	930912402	930912402	
72A	Spring Rod End (2) <i>For Mechanical Clutch Only</i>	7010076B2	7010076B2	7010076B2	7010076B2	7010076B2	
72B	Rod End (2) <i>For Mechanical Clutch Only</i>	7010074B2	7010074B2	7010074B2	7010074B2	7010074B2	
74	Clutch Pin Spring <i>For Mechanical Clutch Only</i>	930056802	930056802	930056802	930056802	930056802	

Chart continued on page 35.

Refer to reference drawing on page 35.

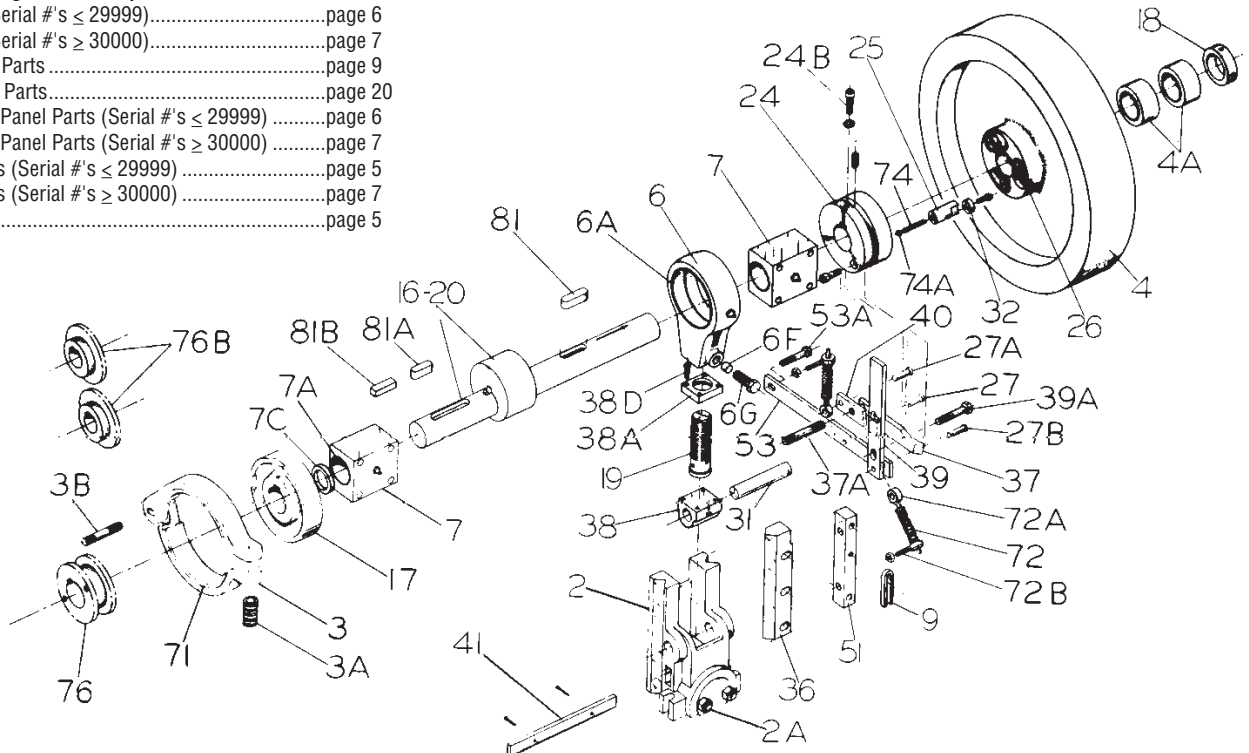
When ordering parts specify serial number and model of press.

25 Ton Single Point Presses *continued*

Ref No.	Description (Number Required)	3 Order Number	3E Order Number	3F Order Number	3G Order Number	25H Order Number
74A	Colter Pin <i>For Mechanical Clutch Only</i>	860266002	860266002	860266002	860266002	860266002
76	Sprocket	0002171B2 No. 35-36T	000217B2 No. 35-36T	000217B2 No. 35-36T	000217B2 No. 35-36T	000217B2 No. 35-36T
76B	L.S. Sprocket (2)	760290602 No. 35-B36T	760290602 No. 35-B36T	760290602 No. 35-B36T	760290602 No. 35-B36T	760290602 No. 35-B36T
81	Keys, Clutch Block and Eccentric	810084502	810084502	810084502	810084502	810084502
81A	Key, Brake Hub	810070002	810070002	810070002	810070002	810070002
81B	Key Sprocket	810265102	810265102	810265102	810265102	810265102
-	Fiber Washers	980147502	980147502	980147502	980147502	980147502
-	Socket Set Screw	900123002	900123002	900123002	900123002	900123002
-	Safety Screw	900230202	900230202	900230202	900230202	900230202
-	Pulley 2.8 3 Gr. 1 1/2"	970063602	970063602	970063602	970063602	970063602
-	Ram Insert - Casting	0200091B3	0200091B3	0200091B3	0200091B3	0200091B3

Refer to the following pages for these parts lists:

- Air Clutch Parts (Serial #'s < 29999).....page 6
- Air Clutch Parts (Serial #'s ≥ 30000).....page 7
- Air Brake Cylinder Partspage 9
- Rotating Cam L.S. Parts.....page 20
- Air Clutch Control Panel Parts (Serial #'s < 29999)page 6
- Air Clutch Control Panel Parts (Serial #'s ≥ 30000)page 7
- Hand Control Parts (Serial #'s < 29999)page 5
- Hand Control Parts (Serial #'s ≥ 30000)page 7
- Swivel Partspage 5



When ordering parts specify serial number and model of press.

40 Ton Single Point Presses

Ref No.	Description (Number Required)		4 Order Number	4E Order Number	4G Order Number	4F Order Number	40H Order Number
1	Frame		0111002D2 FAC 0111000D2 FM 0101318D2 GAC 0111330D2 GM	0111003D2 FAC 0111001D2 FM 0101321D2 GAC 0111331D2 GM	0101325D2 FAC 0111074D2 FM 0101327D2 GAC 0101326D2 GM	0101322D2 FAC 0111073D2 FM 0101324D2 GAC 0101323D2 GM	0101328D2 FAC 0111075D2 FM 0101330D2 GAC 0101329D2 GM
2	Slide-Die Shank Hole	Std. 2" Dia.	0200092C2	0200092C2	0200092C2	0201299C2	0201299C2
		Max 2½" Dia.	0201296C2	0201296C2	0201296C2	0201298C2	0201298C2
2A	Stud (2)		950129402	950129402	950129402	950129402	950129402
3	Brake Shoe with Lining (2) 12" Dia.		0309045B2	0309045B2	0309045B2	0309045B2	0309045B2
3A	Spring Brake <i>For Mech- anical Clutch Only</i>	1⅞" O.D. x 1" Lg.	930058102	930058102	930058102	930058102	930058102
		.845 O.D. x 2" Lg.	930315202	930315202	930315202	930315202	930315202
3B	Stud	FM 1"-8 x 6" Lg.	9510042A2	9510042A2	9510042A2	9510042A2	9510042A2
		AC 1"-8 x 5½" Lg.	9510101A2	9510101A2	9510101A2	9510101A2	9510101A2
4	Flywheel 4-4 (33" Dia.) <i>For Mechanical Clutch Only</i>		0400107C2	0400107C2	0400107C2	0400107C2	0400107C2
4A	Flywheel Roller Bearings (4) <i>For Mechanical Clutch Only</i>		740053802	740053802	740053802	740053802	740053802
			740053702	740053702	740053702	740053702	740053702
4BF	Backshaft Flywheel <i>For Mechanical Clutch Only</i>		0400110B2 2W-4 21½" Dia.	0400110B2 2W-4 21½" Dia.	0400110B2 2W-4 21½" Dia.	0400110B2 2W-4 21½" Dia.	0400110B2 2W-4 21½" Dia.
4BG	Bull Gear		4600109C2 (GM) 4W-4	4600109C2 4W-4	4600109C2 4W-4	4600109C2 4W-4	4600109C2 4W-4
			4600111C2 (GAC) 4-4C	4600111C2 4-4C	4600111C2 4-4C	4600111C2 4-4C	4600111C2 4-4C
5	Bolster		0500124B2	0500124B2	0500124B2	0500124B2	0500124B2
6	Conn. Rod and Cap with Bushing		0600142B2 6-6	0600142B2 6-6	0600142B2 6-6	0600138B2 4-6	0600138B2 4-6
6A	Conn. Rod Bushing		7500567B2	7500567B2	7500567B2	7500567B2	7500567B2
6B	Dowel Pin		860129002	860129002	860129002	860129002	860129002
6F	Nylon Insert		830128902	830128902	830128902	830128902	830128902

Chart continued on page 37.

FAC Flywheel Air Clutch, FM Flywheel Mechanical Clutch, GAC Backgeared Air Clutch, GM Backgeared Mechanical Clutch

Refer to reference drawing on page 41.

When ordering parts specify serial number and model of press.

40 Ton Single Point Presses *continued*

Ref No.	Description (Number Required)	4 Order Number	4E Order Number	4G Order Number	4F Order Number	40H Order Number	
6G	Hex Head Cap Screw	900128802	900128802	900128802	900128802	900128802	
7	Bearing Blocks ea. with Bush With Cut Out for Seal	0700156C2 0701367C2	0700156C2 0701367C2	0700156C2 0701367C2	0700156C2 0701367C2	0700156C2 0701367C2	
7A	Bearing Block Bushing (Pressing and Reboring Required) (2)	7500550B2	7500550B2	7500550B2	7500550B2	7500550B2	
7B	Dowel Pin	860135802	860135802	860135802	860135802	860135802	
7C	Oil Seal (CENTRALIZED LUBRICATION ONLY)	910275202	910275202	910275202	910275202	910275202	
9	Knockout Stops (2)	0900165B2	0900165B2	0900165B2	0900165B2	0900165B2	
10	Bearing Spacer <i>For Mechanical Clutch Only</i>	4500167B2	4500167B2	4500167B2	4500167B2	4500167B2	
12-77	Inclining Screw	1200320B2	1200320B2	NOT AVAILABLE	1200320B2	NOT AVAILABLE	
12-77A	Inclining Screw Bearing	740054002 T-76	740054002 T-76	NOT AVAILABLE	740054002 T-76	NOT AVAILABLE	
13	Bed Table	NOT AVAILABLE	NOT AVAILABLE	NOT AVAILABLE	NOT AVAILABLE	1300027B2 40H-13	
15	Bed Elevating Wheel	NOT AVAILABLE	NOT AVAILABLE	NOT AVAILABLE	NOT AVAILABLE	3000171B2 25H-15	
16-20	Crankshaft <i>Crankshaft part numbers continued on page 38.</i>	1" Str.	FAC, FM, GM 2000238C2 GAC 2011606C2	FAC, FM, GM 2000238C2 GAC 2011606C2	FAC, FM, GM 2000238C2 GAC 2011606C2	FAC, FM, GM 2000238C2 GAC 2011606C2	FAC, FM, GM 2000238C2 GAC 2011606C2
		2" Str.	FAC, FM, GM 2000239C2 GAC 2011607C2	FAC, FM, GM 2000239C2 GAC 2011607C2	FAC, FM, GM 2000239C2 GAC 2011607C2	FAC, FM, GM 2000239C2 GAC 2011607C2	FAC, FM, GM 2000239C2 GAC 2011607C2
		Standard 3" Str.	FAC, FM, GM 2000240C2 GAC 2011608C2	FAC, FM, GM 2000240C2 GAC 2011608C2	FAC, FM, GM 2000240C2 GAC 2011608C2	FAC, FM, GM 2000240C2 GAC 2011608C2	FAC, FM, GM 2000240C2 GAC 2011608C2
		4" Str.	FAC, FM, GM 2000241C2 GAC 2011609C2	FAC, FM, GM 2000241C2 GAC 2011609C2	FAC, FM, GM 2000241C2 GAC 2011609C2	FAC, FM, GM 2000241C2 GAC 2011609C2	FAC, FM, GM 2000241C2 GAC 2011609C2

Chart continued on page 38.

FAC Flywheel Air Clutch, FM Flywheel Mechanical Clutch, GAC Backgeared Air Clutch, GM Backgeared Mechanical Clutch

Refer to reference drawing on page 41.

40 Ton Single Point Presses *continued*

Ref No.	Description (Number Required)	4 Order Number	4E Order Number	4G Order Number	4F Order Number	40H Order Number
16-20	Crankshaft <i>continued</i>	5" Str.	FAC, FM, GM 2000242C2 GAC 2011610C2	FAC, FM, GM 2000242C2 GAC 2011610C2	FAC, FM, GM 2000242C2 GAC 2011610C2	FAC, FM, GM 2000242C2 GAC 2011610C2
		6" Str.	FAC, FM, GM 2000243C2 GAC 2011611C2	FAC, FM, GM 2000243C2 GAC 2011611C2	FAC, FM, GM 2000243C2 GAC 2011611C2	FAC, FM, GM 2000243C2 GAC 2011611C2
17	Brake Hub 3¼" I.D. (12" Dia.)	1709105C2	1709105C2	1709105C2	1709105C2	1709105C2
18	Flywheel Collar	1800193B2	1800193B2	1800193B2	1800193B2	1800193B2
19	Adjusting Screw	1900346B2	1900346B2	1900346B2	1900345B2	1900345B2
21	Tie Rod for Legs (2)	2100369B2 36½" Lg.	NOT AVAILABLE	NOT AVAILABLE	2100370B2 38½" Lg.	NOT AVAILABLE
24	Clutch Block <i>For Mechanical Clutch Only</i>	2400195C2	2400195C2	2400195C2	2400195C2	2400195C2
24A	Clutch Block Insert <i>For Mechanical Clutch Only</i>	2400763B2	2400763B2	2400763B2	2400763B2	2400763B2
25	Clutch Pin <i>For Mechanical Clutch Only</i>	2500792B2	2500792B2	2500792B2	2500792B2	2500792B2
26	Clutch Plate <i>For Mechanical Clutch Only</i>	2600396B2	2600396B2	2600396B2	2600396B2	2600396B2
26A	Clutch Plate Pin (3) <i>For Mechanical Clutch Only</i>	2600397A2	2600397A2	2600397A2	2600397A2	2600397A2
27	Colter Pin <i>For Mechanical Clutch Only</i>	860172702	860172702	860172702	860172702	860172702
27A	Colter Pin (2) <i>For Mechanical Clutch Only</i>	860266202	860266202	860266202	860266202	860266202
28	Backshaft	2800401B2 GM 2800402B2 GAC	2800401B2 GM 2800402B2 GAC	2800401B2 GM 2800402B2 GAC	2800401B2 GM 2800402B2 GAC	2800401B2 GM 2800402B2 GAC
30	Bed Elevating Screw	NOT AVAILABLE	NOT AVAILABLE	NOT AVAILABLE	NOT AVAILABLE	3000427B2
31	Wrist Pin	3109116B2	3109116B2	3109116B2	3109116B2	3109116B2
36	Gibs with Liner (2)	3609136C2 RH 3609137C2 LH	3609136C2 RH 3609137C2 LH	3609136C2 RH 3609137C2 LH	3609136C2 RH 3609137C2 LH	3609136C2 RH 3609137C2 LH

Chart continued on page 39.

FAC Flywheel Air Clutch, FM Flywheel Mechanical Clutch, GAC Backgeared Air Clutch, GM Backgeared Mechanical Clutch

Refer to reference drawing on page 41.

40 Ton Single Point Presses *continued*

Ref No.	Description (Number Required)	4 Order Number	4E Order Number	4G Order Number	4F Order Number	40H Order Number
36A	Gib Liners (2)	3600200B2	3600200B2	3600200B2	3600200B2	3600200B2
36B	Gib Liner Epoxy Kit	710110302	710110302	710110302	710110302	710110302
37	Clutch Knife <i>For Mechanical Clutch Only</i>	3709120B2	3709120B2	3709120B2	3709120B2	3709120B2
37A	Stud <i>For Mechanical Clutch Only</i>	9510101A2	9510101A2	9510101A2	9510101A2	9510101A2
38	Adjusting Screw Block	3800210B2 4-38	3800210B2 4-38	3800210B2 4-38	3800210B2 4-38	3800210B2 4-38
38A	Adjusting Screw Block Cap	3801300B2	3801300B2	3801300B2	3800455B2	3800455B2
38D	Socket Head Cap Screw	900121102	900121102	900121102	900121102	900121102
39	Vertical Trip Arm <i>For Mechanical Clutch Only</i>	3910093B2	3910093B2	3910093B2	3910093B2	3910093B2
39A	Stud	9510102A2	9510102A2	9510102A2	9510102A2	9510102A2
40	Horizontal Trip Arm <i>For Mechanical Clutch Only</i>	4009121B2	4009121B2	4009121B2	4009121B2	4009121B2
41	Knockout Bar	4100469B2	4100469B2	4100469B2	4100469B2	4100469B2
42	Motor Bracket	Flywheel 4-42TF	4201585B2 4-42TF	4201585B2 4-42TF	4201585B2 4-42TF	4201585B2 4-42TF
		Backgeared 4-42TG	4201586B2 4-42TG	4201586B2 4-42TG	4201586B2 4-42TG	4201586B2 4-42TG
44	Foot Pedal <i>For Mechanical Clutch Only</i>	4409125B2 28"	4409125B2 28"	4410088B2 40"	4410088B2 40"	4409127B2 24"
49	Bed Table Key	NOT AVAILABLE	NOT AVAILABLE	NOT AVAILABLE	NOT AVAILABLE	1400487B2
50	Bed Clamp Plates	NOT AVAILABLE	NOT AVAILABLE	NOT AVAILABLE	NOT AVAILABLE	5000489B2
51	Gib Set Bars (2)	5100493B2	5100493B2	5100493B2	5100493B2	5100493B2
53	Safety Lever Arm <i>For Mechanical Clutch Only</i>	5310081B2 13" Lg.	5310081B2 13" Lg.	5309462B2 24" Lg.	5309462B2 24" Lg.	5310081B2 13" Lg.
53A	Socket Head Cap Screw <i>For Mechanical Clutch Only</i>	900222502	900222502	900222502	900222502	900222502

Chart continued on page 40.

Refer to reference drawing on page 41.

40 Ton Single Point Presses *continued*

Ref No.	Description (Number Required)	4 Order Number	4E Order Number	4G Order Number	4F Order Number	40H Order Number
60	Floor Legs (2)	6000231D2 RH 4-60 RH	6000231D2 RH 4-60 RH	NOT AVAILABLE	6000231D2 RH 4-60 RH	NOT AVAILABLE
		6000232D2 RH 4-60 RH	6000232D2 RH 4-60 RH	NOT AVAILABLE	6000232D2 RH 4-60 RH	NOT AVAILABLE
71	Brake Lining (2)	0309742B2	0309742B2	0309742B2	0309742B2	0309742B2
	Not Sold					
72	Safety Device Spring (2) <i>For Mechanical Clutch Only</i>	930912402	930912402	930912402	930912402	930912402
72A	Spring Rod End <i>For Mechanical Clutch Only</i>	7010076B2	7010076B2	7010076B2	7010076B2	7010076B2
72B	Rod End (2) <i>For Mechanical Clutch Only</i>	7010074B2	7010074B2	7010074B2	7010074B2	7010074B2
72C	Spring Rod End <i>For Mechanical Clutch Only</i>	7010075B2	7010075B2	7010075B2	7010075B2	7010075B2
74	Clutch Pin Spring <i>For Mechanical Clutch Only</i>	930056902	930056902	930056902	930056902	930056902
74A	Colter Pin <i>For Mechanical Clutch Only</i>	860039902	860039902	860039902	860039902	860039902
76	Sprocket	7610554A2	7610554A2	7610554A2	7610554A2	7610554A2
76A	Sprocket	7610553A2	7610553A2	7610553A2	7610553A2	7610553A2
76B	L.S. Sprocket (2)	760291402	760291402	760291402	760291402	760291402
78	Backshaft Bearing	740054302	740054302	740054302	740054302	740054302
80	Pinion	4700504B2	4700504B2	4700504B2	4700504B2	4700504B2
81	Keys, Clutch Block <i>For Mechanical Clutch Only</i>	810320602	810320602	810320602	810320602	810320602
81A	Key, Pinion-Gib	810321102	810321102	810321102	810321102	810321102
81B	Key, Brake Hub	810070002	810070002	810070002	810070002	810070002
-	Fiber Washers	980147402	980147402	980147402	980147402	980147402
-	Safety Screw	900230302	900230302	900230302	900230302	900230302

Chart continued on page 41.

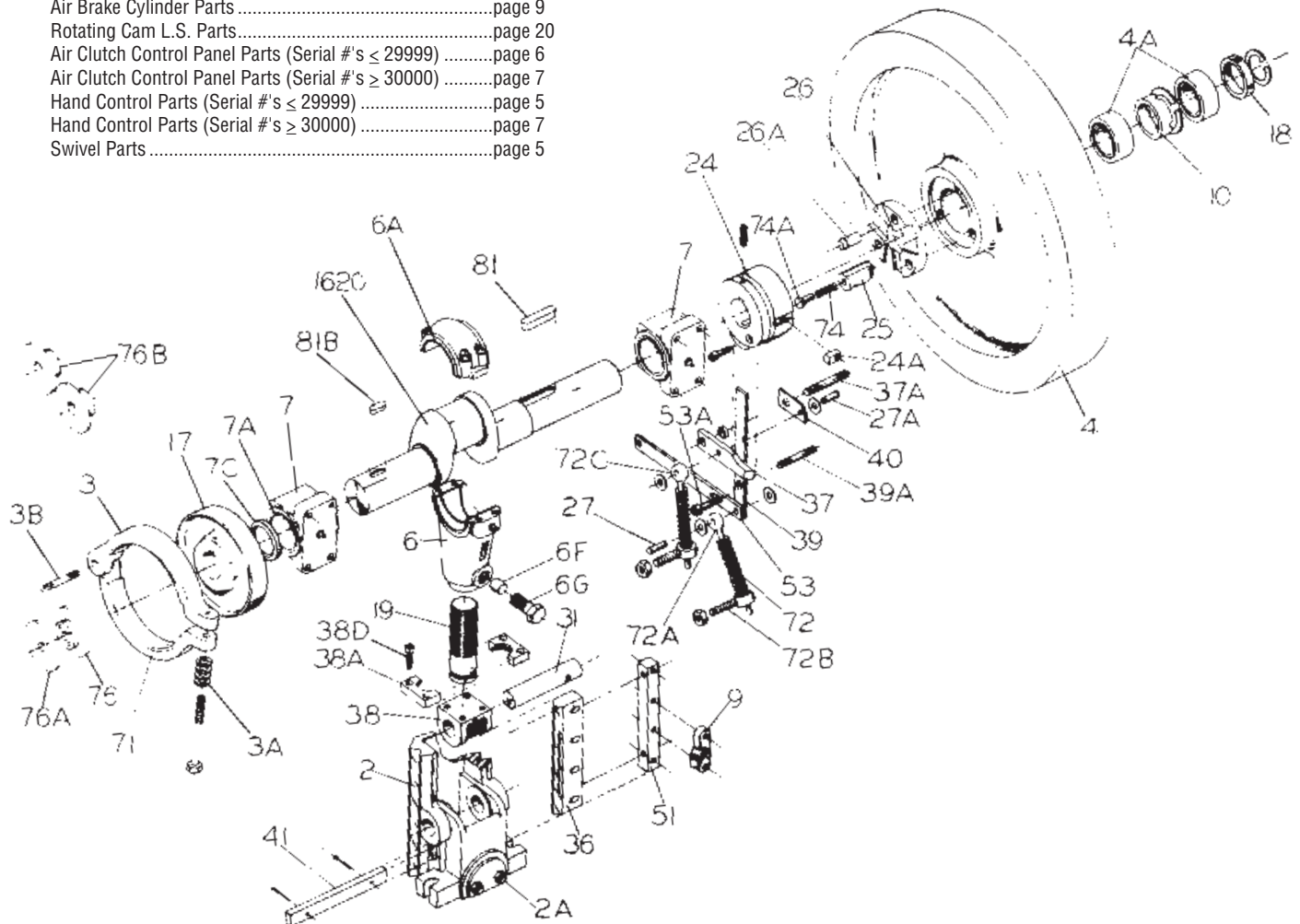
Refer to reference drawing on page 41.

40 Ton Single Point Presses *continued*

Ref No.	Description (Number Required)	4 Order Number	4E Order Number	4G Order Number	4F Order Number	40H Order Number
-	Hex Bolts	900128702	900128702	900128702	900128702	900128702
-	Spacer	450045882	450045882	450045882	450045882	450045882
-	Ram Insert – Casting (Raw)	020009382	020009382	020009382	020009382	020009382
-	Pulley FAC	970063702	970063702	970063702	970063702	970063702
-	Pulley GAC	970063902	970063902	970063902	970063902	970063902
-	Key Spline	8100766025	8100766025	8100766025	8100766025	8100766025

Refer to the following pages for these parts lists:

- Air Clutch Parts (Serial #'s ≤ 29999).....page 6
- Air Clutch Parts (Serial #'s ≥ 30000).....page 7
- Air Brake Cylinder Parts.....page 9
- Rotating Cam L.S. Parts.....page 20
- Air Clutch Control Panel Parts (Serial #'s ≤ 29999).....page 6
- Air Clutch Control Panel Parts (Serial #'s ≥ 30000).....page 7
- Hand Control Parts (Serial #'s ≤ 29999).....page 5
- Hand Control Parts (Serial #'s ≥ 30000).....page 7
- Swivel Parts.....page 5



60 Ton Single Point Presses

Ref No.	Description (Number Required)		6, 6G, 6E Order Number	6F Order Number	6A+6 Order Number	6A Order Number
1	Frame		0111071D2 FAC 0111072D2 FM 0101345D2 GAC 0101344D2 GM <i>Consult Factory</i>	0111069D2 FAC 0111070D2 FM 0101342D2 GAC 0101341D2 GM <i>Consult Factory</i>	0112617D2 FAC 0112613D2 FM 0112619D2 GAC 0112615D2 GM <i>Consult Factory</i>	0112616D2 FAC 0112612D2 FM 0112618D2 GAC 0112614D2 GM <i>Consult Factory</i>
2	Slide-Die Shank Hole	Std. 2" Dia.	0200092C2	0200092C2	0209079D2	0209079D2
		Max 2½" Dia.	0201296C2	0201296C2	0209080D2	0209080D2
2A	Stud (2)		950129402	950129402	9509078A2	9509078A2
3	Brake Shoe with Lining (2) 12" Dia.		0309045B2	0309045B2	0309045B2	0309045B2
3A	Spring Brake <i>For Mechanical Clutch Only</i>		930058102 FM	930058102 FM	930058102 FM	930058102 FM
			930315202 AC	930315202 AC	930315202 AC	930315202 AC
3B	Stud	FM	9510042A2	9510042A2	9510042A2	9510042A2
		AC	9510101A2	9510101A2	9510101A2	9510101A2
4	Flywheel 6-4 (38" Dia.) <i>For Mechanical Clutch Only</i>		0400113C2	0400113C2	0400113C2	0400113C2
4A	Flywheel Roller Bearings <i>For Mechanical Clutch Only</i>		740053802 (2)	740053802 (2)	740053802 (2)	740053802 (2)
			740053702 (2)	740053702 (2)	740053702 (2)	740053702 (2)
4BF	Backshaft Flywheel <i>For Mechanical Clutch Only</i>		0400110B2 2W-4 21½" Dia.	0400110B2 2W-4 21½" Dia.	0400110B2 2W-4 21½" Dia.	0400110B2 2W-4 21½" Dia.
4BG	Bull Gear		4600590C2 (GM) 6W-4	4600590C2 (GM) 6W-4	4600590C2 (GM) 6W-4	4600590C2 (GM) 6W-4
			4600115C2 (GAC) 6-4C	4600115C2 (GAC) 6-4C	4600115C2 (GAC) 6-4C	4600115C2 (GAC) 6-4C
5	Bolster		0500125B2	0500125B2	0500125B2	8500125B2
6	Conn. Rod and Cap with Bushing		0600142B2 6-6	0600142B2 6-6	0600142B2 6-6	0600142B2 6-6
6A	Conn. Rod Bushing		7500567B2	7500567B2	7500567B2	7500567B2
6B	Dowel Pin		860129002	860129002	860129002	860129002
6F	Nylon Insert		830128902	830128902	830128902	830128902

Chart continued on page 43. FAC Flywheel Air Clutch, FM Flywheel Mechanical Clutch, GAC Backgeared Air Clutch, GM Backgeared Mechanical Clutch
Refer to reference drawing on page 47.

60 Ton Single Point Presses *continued*

Ref No.	Description (Number Required)	6G, 6, 6E Order Number	6F Order Number	6A+6 Order Number	6A Order Number	
6G	Hex Head Cap Screw	900128802	900128802	900128802	900128802	
7	Bearing Blocks with Bush. With Cut Out for Seal	0700160C2 0701444C2	0700160C2 0701444C2	0700160C2 0701444C2	0700160C2 0701444C2	
7A	Bearing Block Bushing (2) (Pressing and Reboring Required)	7500554B2	7500554B2	7500554B2	7500554B2	
7B	Dowel Pin	860135802	860135802	860135802	860135802	
7C	Oil Seal (CENTRALIZED LUBRICATION ONLY)	910087602	910087602	910087602	910087602	
9	Knockout Stops (2)	0900165B2	0900165B2	0900165B2	0900165B2	
10	Bearing Spacer <i>For Mechanical Clutch Only</i>	4500167B2	4500167B2	4500167B2	4500167B2	
12-77	Inclining Screw	NOT AVAILABLE	1200320B2	1200320B2	1200320B2	
12-77A	Inclining Screw Bearing (TIMKEN)	NOT AVAILABLE	740054002 T-76	740054002 T-76	740054002 T-76	
13	Bed Table	NOT AVAILABLE	NOT AVAILABLE	NOT AVAILABLE	NOT AVAILABLE	
15	Bed Elevating Handle	NOT AVAILABLE	NOT AVAILABLE	NOT AVAILABLE	NOT AVAILABLE	
16-20	Crankshaft <i>Crankshaft part numbers continued on page 44.</i>	1" Str.	FAC, FM, GM 2000244C2 GAC 2011612C2	FAC, FM, GM 2000244C2 GAC 2011612C2	FAC, FM, GM 2000244C2 GAC 2011612C2	FAC, FM, GM 2000244C2 GAC 2011612C2
		2" Str.	FAC, FM, GM 2000245C2 GAC 2011613C2	FAC, FM, GM 2000245C2 GAC 2011613C2	FAC, FM, GM 2000245C2 GAC 2011613C2	FAC, FM, GM 2000245C2 GAC 2011613C2
		Standard 3" Str.	FAC, FM, GM 2000246C2 GAC 2011614C2	FAC, FM, GM 2000246C2 GAC 2011614C2	FAC, FM, GM 2000246C2 GAC 2011614C2	FAC, FM, GM 2000246C2 GAC 2011614C2
		4" Str.	FAC, FM, GM 2000247C2 GAC 2011615C2	FAC, FM, GM 2000247C2 GAC 2011615C2	FAC, FM, GM 2000247C2 GAC 2011615C2	FAC, FM, GM 2000247C2 GAC 2011615C2

Chart continued on page 44.

FAC Flywheel Air Clutch, FM Flywheel Mechanical Clutch, GAC Backgeared Air Clutch, GM Backgeared Air Clutch

Refer to reference drawing on page 47.

60 Ton Single Point Presses *continued*

Ref No.	Description (Number Required)	6G, 6, 6E Order Number	6F Order Number	6A+6 Order Number	6A Order Number	
16-20	Crankshaft <i>continued</i>	5" Str.	FAC, FM, GM 2000248C2 GAC 2011616C2	FAC, FM, GM 2000248C2 GAC 2011616C2	FAC, FM, GM 2000248C2 GAC 2011616C2	FAC, FM, GM 2000248C2 GAC 2011616C2
		6" Str.	FAC, FM, GM 2000249C2 GAC 2011617C2	FAC, FM, GM 2000249C2 GAC 2011617C2	FAC, FM, GM 2000249C2 GAC 2011617C2	FAC, FM, GM 2000249C2 GAC 2011617C2
17	Brake Hub 4¼" I.D. (12" Dia.)	1709615C2	1709615C2	1709615C2	1709615C2	
18	Flywheel Collar	1800193B2	1800193B2	1800193B2	1800193B2	
19	Adjusting Screw	1900346B2	1900346B2	1900346B2	1900346B2	
21	Tie Rod for Legs (2)	NOT AVAILABLE	2100371B2	2100370B2	2100370B2	
24	Clutch Block <i>For Mechanical Clutch Only</i>	2400195C2	2400195C2	2400195C2	2400195C2	
24A	Clutch Block Insert <i>For Mechanical Clutch Only</i>	2400763B2	2400763B2	2400763B2	2400763B2	
25	Clutch Pin <i>For Mechanical Clutch Only</i>	2500792B2	2500792B2	2500792B2	2500792B2	
26	Clutch Plate <i>For Mechanical Clutch Only</i>	2600396B2	2600396B2	2600396B2	2600396B2	
26A	Clutch Plate Pin (3) <i>For Mechanical Clutch Only</i>	2600397A2	2600397A2	2600397A2	2600397A2	
27	Colter Pin <i>For Mechanical Clutch Only</i>	860172702	860172702	860172702	860172702	
27A	Colter Pin (2) <i>For Mechanical Clutch Only</i>	860266202	860266202	860266202	860266202	
28	Backshaft	2800401B2 GM 2800402B2 GAC	2800401B2 GM 2800402B2 GAC	2800401B2 GM 2800402B2 GAC	2800401B2 GM 2800402B2 GAC	
30	Bed Elevating Screw	NOT AVAILABLE	NOT AVAILABLE	NOT AVAILABLE	NOT AVAILABLE	
31	Wrist Pin	3109116B2	3109116B2	3110217B2	3110217B2	
31A	Pipe Plug	NOT AVAILABLE	NOT AVAILABLE	870243002	870243002	
31B	Dowel Pin	NOT AVAILABLE	NOT AVAILABLE	860266502	860266502	
36	Gibs with Liner (2)	3609136C2 RH 3609137C2 LH	3609136C2 RH 3609137C2 LH	3609081C2 RH 3609082C2 LH	3609081C2 RH 3609082C2 LH	

Chart continued on page 45. *FAC Flywheel Air Clutch, FM Flywheel Mechanical Clutch, GAC Backgeared Air Clutch, GM Backgeared Mechanical Clutch*
Refer to reference drawing on 47.

When ordering parts specify serial number and model of press.

60 Ton Single Point Presses *continued*

Ref No.	Description (Number Required)	6G, 6, 6E Order Number	6F Order Number	6A+6 Order Number	6A Order Number
36A	Gib Liners (2)	3600200B2	3600200B2	3609084B2	3609084B2
36B	Gib Liner Epoxy Kit	710110302	710110302	710110302	710110302
37	Clutch Knife <i>For Mechanical Clutch Only</i>	3709120B2	3709120B2	3709120B2	3709120B2
37A	Stud <i>For Mechanical Clutch Only</i>	9510485A2	9510485A2	9510485A2	9510485A2
38	Adjusting Screw Block	3800210B2 4-38	3800210B2 4-38	3810215C2 6A-38	3810215C2 6A-38
38A	Adjusting Screw Block Cap	3801300B2	3801300B2	3801300B2	3801300B2
38D	Socket Head Cap Screw	900121102	900121102	900121102	900121102
39	Vertical Trip Arm <i>For Mechanical Clutch Only</i>	3910093B2	3910093B2	3910093B2	3910093B2
39A	Stud	9512603A2	9512603A2	9512603A2	9512603A2
40	Horizontal Trip Arm <i>For Mechanical Clutch Only</i>	4009121B2	4009121B2	4009121B2	4009121B2
41	Knockout Bar	4100469B2	4100469B2	4100469B2	4100469B2
42	Motor Bracket	Flywheel 4-42TF	4201585B2 4-42TF	4201585B2 4-42TF	4201585B2 4-42TF
		Backgeared 4-42TG	4201586B2 4-42TG	4201586B2 4-42TG	4201586B2 4-42TG
44	Foot Pedal <i>For Mechanical Clutch Only</i>	4410088B2 40"	4410088B2 40"	4409125B2 28"	4409125B2 28"
49	Bed Table Key	NOT AVAILABLE	NOT AVAILABLE	NOT AVAILABLE	NOT AVAILABLE
50	Bed Clamp Plates	NOT AVAILABLE	NOT AVAILABLE	NOT AVAILABLE	NOT AVAILABLE
51	Gib Set Bars (2)	5100494B2	5100494B2	5109085B2	5109085B2
53	Safety Lever Arm <i>For Mechanical Clutch Only</i>	5310082B2 30" Lg.	5310083B2 27" Lg.	5310081B2 13" Lg.	5310081B2 13" Lg.
53A	Socket Head Cap Screw <i>For Mechanical Clutch Only</i>	900222502	900222502	900222502	900222502

Chart continued on page 46.

Refer to reference drawing on page 47.

60 Ton Single Point Presses *continued*

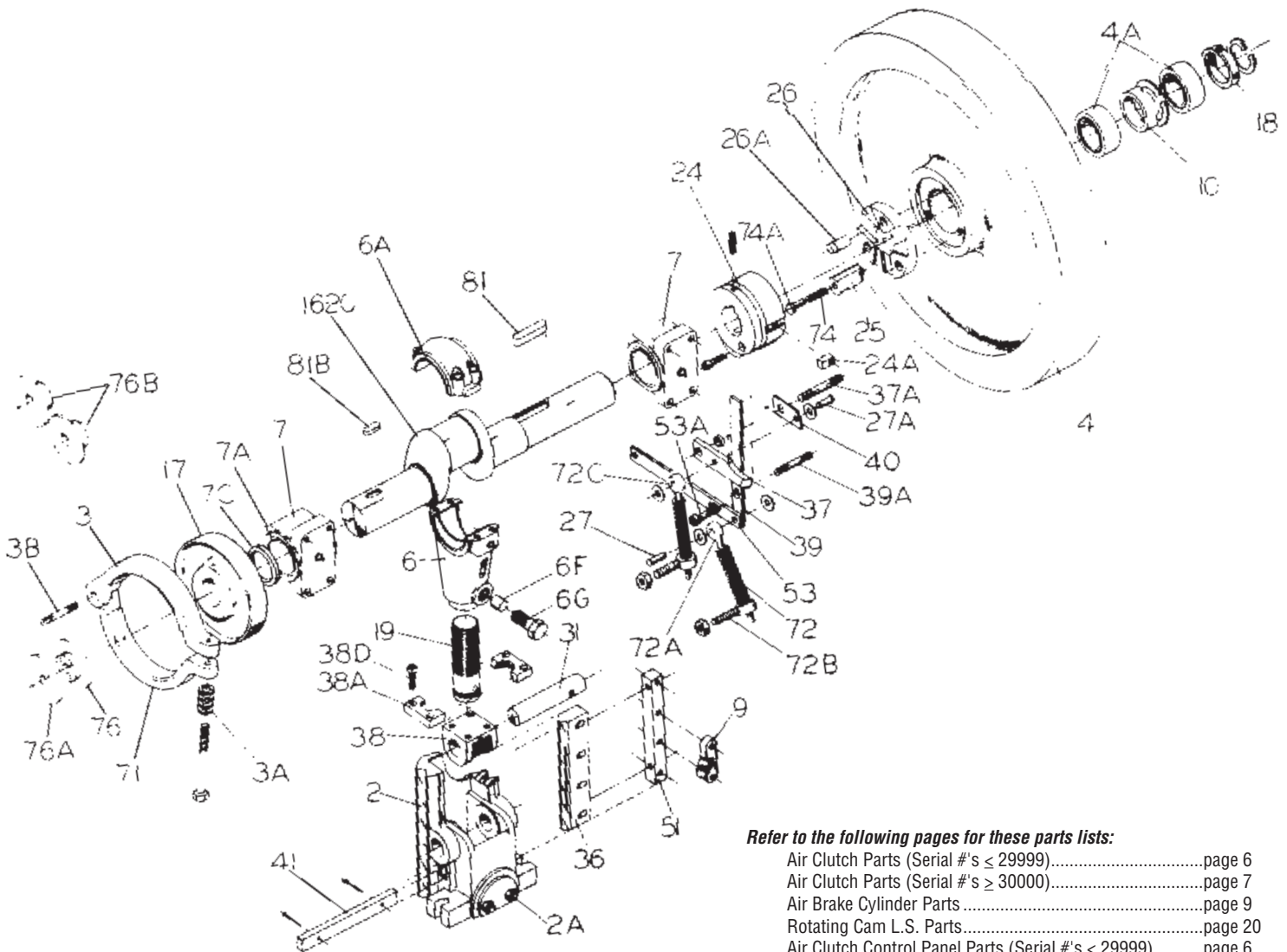
Ref No.	Description (Number Required)	6G, 6, 6E Order Number	6F Order Number	6A+6 Order Number	6A Order Number
60	Floor Legs (2)	NOT AVAILABLE	6009747D2 10B-60 RH	6000231D2 4-60 RH	6000231D2 4-60 RH
		NOT AVAILABLE	6009748D2 10B-60 LH	6000232D2 4-60 LH	6000232D2 4-60 LH
71	Brake Lining (2)	0309742B2	0309742B2	0309742B2	0309742B2
	Not Sold				
72	Safety Device Spring (2) <i>For Mechanical Clutch Only</i>	930912402	930912402	930912402	930912402
72A	Spring Rod End <i>For Mechanical Clutch Only</i>	7010076B2	7010076B2	7010076B2	7010076B2
72B	Rod End (2) <i>For Mechanical Clutch Only</i>	7010074B2	7010074B2	7010074B2	7010074B2
72C	Spring Rod End <i>For Mechanical Clutch Only</i>	7010075B2	7010075B2	7010075B2	7010075B2
74	Clutch Pin Spring <i>For Mechanical Clutch Only</i>	930056902	930056902	930056902	930056902
74A	Colter Pin <i>For Mechanical Clutch Only</i>	860039902	860039902	860039902	860039902
76	Sprocket	7610554A2	7610554A2	7610554A2	7610554A2
76A	Sprocket	7610553A2	7610553A2	7610553A2	7610553A2
76B	L.S. Sprocket (2)	760291402	760291402	760291402	760291402
78	Backshaft Bearing	740054302	740054302	740054302	740054302
80	Pinion	4700504B2	4700504B2	4700504B2	4700504B2
81	Keys, Clutch Block <i>For Mechanical Clutch Only</i>	810320602	810320602	810320602	810320602
81A	Key, Pinion-Gib	810321102	810321102	810321102	810321102
81B	Key, Brake Hub	810070002	810070002	810070002	810070002
-	Fiber Washers	980147402	980147402	980147402	980147402
-	Safety Screw	900230302	900230302	900230302	900230302

Chart continued on page 47.

Refer to reference drawing on page 47.

60 Ton Single Point Presses *continued*

Ref No.	Description (Number Required)	6G, 6, 6E Order Number	6F Order Number	6A+6 Order Number	6A Order Number
-	Hex Bolts 3/8" x 3"	900128702	900128702	900128702	900128702
-	Ram Insert – Casting (Raw)	0200093B2	0200093B2	0200093B2	0200093B2
-	Knock Out Support (Set)	NOT AVAILABLE	NOT AVAILABLE	4109087B2	4109087B2
-	Knock Out Rod (Set)	NOT AVAILABLE	NOT AVAILABLE	4109086A2	4109086A2



Refer to the following pages for these parts lists:

Air Clutch Parts (Serial #'s ≤ 29999)page 6
Air Clutch Parts (Serial #'s ≥ 30000)page 7
Air Brake Cylinder Partspage 9
Rotating Cam L.S. Partspage 20
Air Clutch Control Panel Parts (Serial #'s ≤ 29999)page 6
Air Clutch Control Panel Parts (Serial #'s ≥ 30000)page 7
Hand Control Parts (Serial #'s ≤ 29999)page 5
Hand Control Parts (Serial #'s ≥ 30000)page 7
Swivel Partspage 5

85 Ton Single Point OBI Presses

Ref No.	Description (Number Required)		8 Flywheel Air Clutch Order Number	8 Backgeared Air Clutch Order Number
1	Frame	STD.	0109782D2 Consult Factory	0109783D2 Consult Factory
		+6	0109784D2	0109785D2
2	Slide		0209718D2	0209718D2
2A	Stud (2)		9509756A2	9509756A2
3	Brake Shoe with Lining (2)		0309048B2	0309048B2
3A	Spring Brake		930315202	930315202
3B	Brake Pin		6709781A2	6709781A2
4BG	Bull Gear		NOT AVAILABLE	4609588C2 10-4C
5	Bolster		0509760B2	0509760B2
6	Conn. Rod and Cap with Bushing		0609708C2	0609708C2
6A	Conn. Rod Bushing (Split)		7509710B2	7509710B2
-	Dowel Pin		860267202	860267202
7	Bearing Block with Bush. Bearing Blk.w/ Seal Cutout ¹⁾ Oil Seal um		0709712C2	0709712C2
			0701435C2 910508502	0701435C2 910508502
7A	Bearing Block Bush. (2) (Reboring Required)		7509713B2	7509713B2
9	Knockout Stops (2)		0909717B2	0909717B2
9A	Knockout Stop Rod (2)		4109719A2	4109719A2
12-77	Inclining Screw		1209749B2	1209749B2
12-79	Inclining Screw Bearing		740054102	740054102
15	Worm Gear		1509711B2	1509711B2
15A	Adjusting Worm)		790956802	790956802

Chart continued next column.

¹⁾ Effective 11-20-80

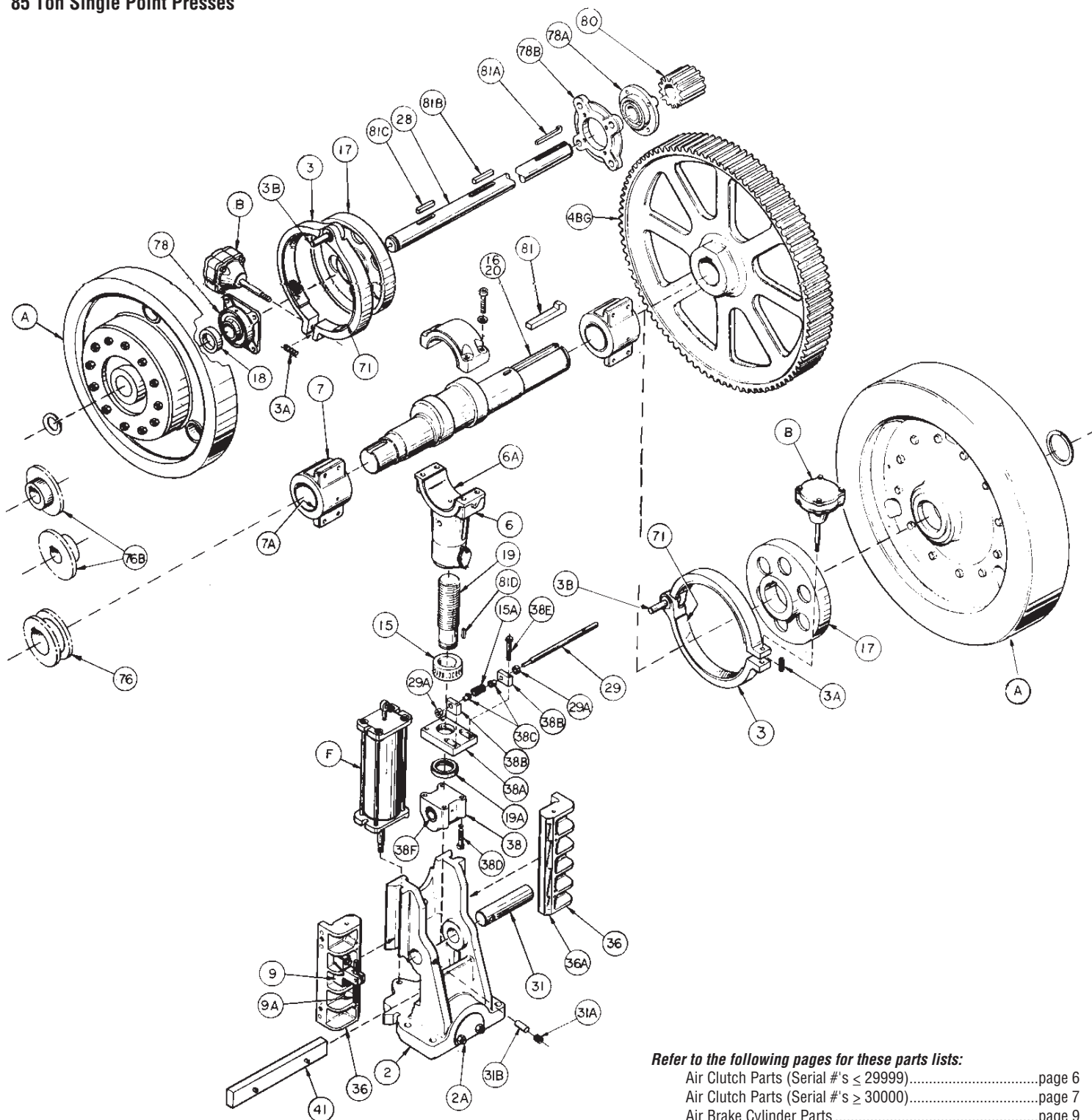
Ref No.	Description (Number Required)		8 Flywheel Air Clutch Order Number	8 Backgeared Air Clutch Order Number
16-20	Crankshaft	2" Str.	2009731C2 Consult Factory	2009791C2
		STD. 3" Str.	2009732C2 Consult Factory	2009792C2
		4" Str.	2009733C2 Consult Factory	2009793C2
		5" Str.	2009734C2 Consult Factory	2009794C2
		6" Str.	2009735C2 Consult Factory	2009795C2
		8" Str.	2009736C2 Consult Factory	2009796C2
17	Brake Hub (16" Dia.)		1709715C2 5" Bore	1709590C2 2½" Bore
18	Flywheel Collar		NOT AVAILABLE	1800341B2
19	Adjusting Screw		1909704B2	1909704B2
19A	Adjusting Screw Nut		1909705A2	1909705A2
21	Tie Rod for Legs (2)		2109750A2	2109750A2
28	Backshaft		NOT AVAILABLE	2809741C2
29	Adjusting Worm Screw		2909720B2	2909720B2
29A	Worm Shaft Collar		740064602	740064602
31	Wrist Pin		3110217B2	3110217B2
31A	Pipe Plug		870243002	870243002
31B	Dowel Pin		860266302	860266302
36	Gibs with Liners (2)		3609739C2	3609739C2
36A	Gib Liners (4)		3609740B2	3609740B2
36B	Gib Liner Epoxy Kit		710110302	710110302
38	Adjusting Screw Block		3809706C2	3809706C2
38A	Adjusting Screw Retainer		3809702B2	3809702B2

Chart continued on page 50.

Refer to reference drawing on page 49.

When ordering parts specify serial number and model of press.

85 Ton Single Point Presses



Refer to the following pages for these parts lists:

- Air Clutch Parts (Serial #'s ≤ 29999).....page 6
- Air Clutch Parts (Serial #'s ≥ 30000).....page 7
- Air Brake Cylinder Parts.....page 9
- Rotating Cam L.S. Parts.....page 20
- Air Clutch Control Panel Parts (Serial #'s ≤ 29999)page 6
- Air Clutch Control Panel Parts (Serial #'s ≥ 30000)page 7
- Hand Control Parts (Serial #'s ≤ 29999)page 5
- Hand Control Parts (Serial #'s ≥ 30000)page 7
- Swivel Partspage 5
- Air Counterbalance Partspage 16

When ordering parts specify serial number and model of press.

85 Ton Single Point OBI Presses *continued*

Ref No.	Description (Number Required)	8 Flywheel Air Clutch Order Number	8 Backgeared Air Clutch Order Number
38B	Worm Shaft Bearing Blocks	3509701B2	3509701B2
38C	Worm Shaft Bearing (Flanged)	750956902	750956902
38D	Socket Head Cap Screw	900225002	900225002
38E	Hex Head Cap Screw	900222802	900222802
38F	Adjusting Screw Block Bushing	7509707B2	7509707B2
41	Knockout Bar	4109716B2	4109716B2
42	Motor Bracket	4209757C2 (FAC)	4209754B2 (GAC)
60	Floor Legs (2)	Right Hand	6009747D2 10B60 R
		Left Hand	6009748D2 10B60 L
71	Brake Lining (2)	0309545B2	0309545B2
71A	Cement EC-1357 (3M) Not Sold		
76	Sprocket Assembly (2)	0002183B2	0002183B2
76B	Sprocket (2)	760292802	760292802
78	Flange Bearing	NOT AVAILABLE	740054702
78A	Flange Cartridge	NOT AVAILABLE	740081302
78B	Bearing Adapter	NOT AVAILABLE	0709743B2
80	Pinion	NOT AVAILABLE	4709744B2
81	Bull Gear Gib Key	NOT AVAILABLE	810320902
81A	Pinion Gib Key	NOT AVAILABLE	810320802
81B	Brake Hub Key	NOT AVAILABLE	810320102

Chart continued next column.

Ref No.	Description (Number Required)	8 Flywheel Air Clutch Order Number	8 Backgeared Air Clutch Order Number
81C	Spline Gear Key	NOT AVAILABLE	810084502
81D	Worm Gear Key	810265702	810265702
-	Ram Adjustment Handle	8300222B2	8300222B2
-	Swing Bolt	7009693A2	7009693A2

Refer to reference drawing on page 49.

110 Ton Single Point OBI Presses

Ref No.	Description (Number Required)		10 Flywheel Air Clutch Order Number	10 Backgeared Air Clutch Order Number
1	Frame	STD.	0110819D2 <i>Consult Factory</i>	0110822D2 <i>Consult Factory</i>
		+4	0110820D2 <i>Consult Factory</i>	0110823D2 <i>Consult Factory</i>
		+8	0110821D2 <i>Consult Factory</i>	0100824D2 <i>Consult Factory</i>
2	Slide		0200094D2 10-2	0200094D2 10-2
2A	Stud (2)		9509756A2	9509756A2
3	Brake Shoe with Lining (2) 16" Dia.		0309048B2	0309048B2
3A	Spring Brake		930315202	930315202
3B	Stud		9501430A2	9501430A2
4BG	Bull Gear		NOT AVAILABLE	4609588C2 10-4C
5	Bolster		0500126B2	0500126B2
6	Conn. Rod and Cap with Bushing		0600141D2 10-6	0600141D2 10-6
6A	Conn. Rod Bushing (Split)		7500563B2	7500563B2
7	Bearing Blk with Bushing		0700162C2 10-7	0700162C2 10-7
7A	Bearing Block Bushing (2) (Reboring Required)		7500558B2	7500558B2
7B	Bearing Block Oil Seal		0701436C2 910508602	0701436C2
9	Knockout Stops (2)		0900166B2 10-9	0900166B2 10-9
9A	Knockout Stop Rod (2)		4101412A2	4101412A2
12-77	Inclining Screw (2)		1200324B2	1200324B2
15A	Adjusting Worm		790956802	790956802
16-20	Crankshaft	1" Stroke 10-1620-1	2000266D2 <i>Consult Factory</i>	2022601D2 <i>Consult Factory</i>
		2" Stroke 10-1620-2	2000267D2 <i>Consult Factory</i>	2022602D2 <i>Consult Factory</i>

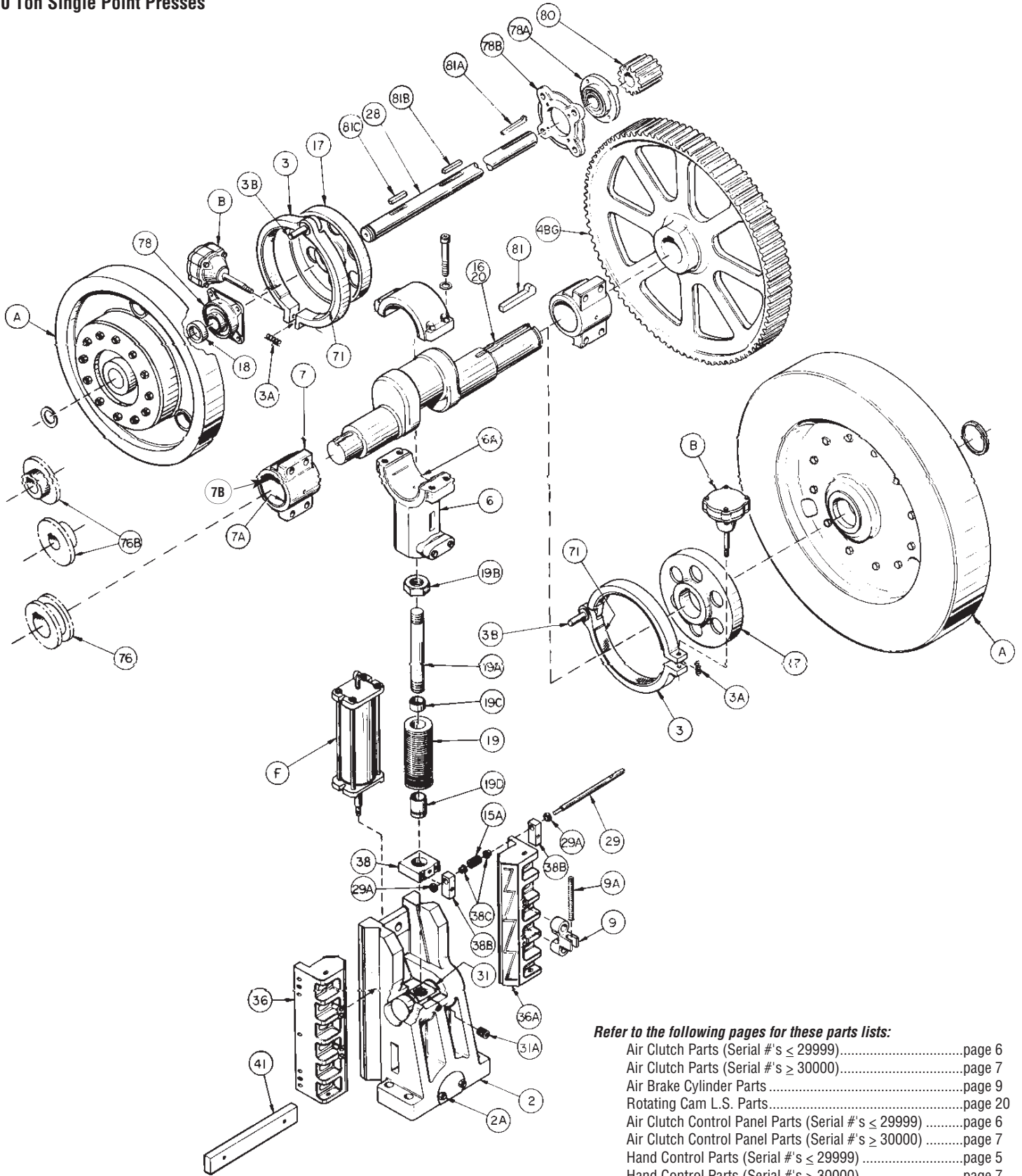
Chart continued next column.

Ref No.	Description (Number Required)		10 Flywheel Air Clutch Order Number	10 Backgeared Air Clutch Order Number
16-20	Crankshaft <i>continued</i>	STD. 3" Str. 10-1620-3	2000268D2 <i>Consult Factory</i>	2022603D2 <i>Consult Factory</i>
		4" Str. 10-1620-4	2000269D2 <i>Consult Factory</i>	2022604D2 <i>Consult Factory</i>
		5" Str. 10-1620-5	2000270D2 <i>Consult Factory</i>	2022605D2 <i>Consult Factory</i>
		6" Str. 10-1620-6	2000271D2 <i>Consult Factory</i>	2022606D2 <i>Consult Factory</i>
		7" Str. 10-1620-7	2000272D2 <i>Consult Factory</i>	2022607D2 <i>Consult Factory</i>
		8" Str. 10-1620-8	2000273D2 <i>Consult Factory</i>	2022608D2 <i>Consult Factory</i>
		17	Brake Hub (16" Dia.) Key	
18	Flywheel Collar		NOT AVAILABLE	1800341B2
19	Adjusting Screw		1900349C2	1900349C2
19A	Adjusting Screw Inner Rod	1" - 6" Str. 2" Dia. x 15" Lg.	1900350B2	1900350B2
		7" - 8" Str. 2" Dia. x 16" Lg.	1901396B2	1901396B2
19B	Adjusting Screw Inner Rod Nut		8500351B2 2-12 NF	8500351B2 2-12 NF
19C	Adjusting Screw Upper Bushing		750137902	750137902
19D	Adjusting Screw Lower Bushing		7509533B2	7509533B2
28	Backshaft		NOT AVAILABLE	2800765B2
29	Adjusting Worm Screw		2909720B2	2909720B2
29A	Worm Shaft Collar		740064602	740064602
31	Wrist Pin		3109531C2	3109531C2
31A	Socket Set Screw Dog Pt.		900129102	900129102
36	Gibs with Liners (2)		3600208C2 Old Style 3600207C2 Regular	3600208C2 Old Style 3600207C2 Regular
36A	Gib Liners (4)		3600688B2	3600688B2
36B	Gib Liner Epoxy Kit		710110302	710110302

Chart continued on page 53.

Refer to reference drawing on page 52.

110 Ton Single Point Presses



Refer to the following pages for these parts lists:

- Air Clutch Parts (Serial #'s ≤ 29999).....page 6
- Air Clutch Parts (Serial #'s ≥ 30000).....page 7
- Air Brake Cylinder Partspage 9
- Rotating Cam L.S. Parts.....page 20
- Air Clutch Control Panel Parts (Serial #'s ≤ 29999)page 6
- Air Clutch Control Panel Parts (Serial #'s ≥ 30000)page 7
- Hand Control Parts (Serial #'s ≤ 29999)page 5
- Hand Control Parts (Serial #'s ≥ 30000)page 7
- Swivel Partspage 5
- Air Counterbalance Partspage 16

When ordering parts specify serial number and model of press.

110 Ton Single Point OBI Presses *continued*

Ref No.	Description (Number Required)	10 Flywheel Air Clutch Order Number	10 Backgeared Air Clutch Order Number
38	Adjusting Screw Saddle Block 1 3/4" x 4 1/2" x 4 1/2" Lg.	3809532B2	3809532B2
38B	Worm Shaft Bearing Blocks 1" x 1 1/2" x 3" Lg.	3800816A2	3800816A2
38C	Worm Shaft Bearing (Boston)	750956902	750956902
41	Knockout Bar 1 1/4" x 3" x 20" Lg.	4100817B2	4100817B2
42	Motor Bracket	4201618B2	4201619B2
60	Floor Legs (2)	Right Hand	6000236D2 10-60 RH
		Left Hand	6000237D2 10-60 LH
71	Brake Lining (2) 1/4" x 2 1/2" x 18" Lg.	0309545B2	0309545B2
-	Dowel Pin	860266902	860266902
71A	Cement EC-1357 (3M) Not Sold		
76	Sprocket Assembly (2) 4" Bore	0002183B2 No. 35-48T	0002183B2 No. 35-48T
76B	Sprocket (2) 3/4" Bore	760292802 No. 35B-48T	760292802 No. 35B-48T
78	Flange Bearing 2 1/2"	NOT AVAILABLE	740054702
78A	Flange Cartridge 2 1/2"	NOT AVAILABLE	740081302 MFC-40
78B	Bearing Adapter	NOT AVAILABLE	0709743B2 10B-78B
80	Pinion 4.667 P.D.-14T	NOT AVAILABLE	4709744B2
81	Bull Gear Gib Key 1 1/4" x 7 1/2" Lg.	NOT AVAILABLE	810320902
81A	Pinion Gib Key 1/2" x 1/2" x 5 1/2" Lg.	NOT AVAILABLE	810320802
81B	Brake Hub Key 3/4" x 3/4" x 7" Lg.	NOT AVAILABLE	810320102
81C	Spline Gear Key 3/4" x 3/4" x 2 1/2" Lg.	NOT AVAILABLE	810084502
-	Ram Adjusting Handle	8300222B2	8300222B2

Refer to reference drawing on page 52.

150 Ton Single Point OBI and OBS Presses

Ref No.	Description (Number Required)	B1-150 Flywheel Air Clutch Order Number	G1-150 Backgeared Air Clutch Order Number
2	Slide	0210744D2 <i>Consult Factory</i>	0210744D2 <i>Consult Factory</i>
4BG	Bull Gear	4610528C2	4610528C2
5	Bolster	0510698B2 <i>Consult Factory</i>	0510698B2 <i>Consult Factory</i>
6	Conn. Rod and Cap with Bushing	0610505C2	0610505C2
6A	Conn. Rod Bushing (Split)	7510539B2	7510539B2
6C	Heavy Locknut (4)	850130302	850130302
6D	Stud (4)	9511234A2	9511234A2
7A	Bearing Block Bushing (2)	7510538B2	7510538B2
9	Knockout Rod (2)	4110754A2	4110754A2
12	Inclining Jack (Templeton-Kenly)	1210729B2	NOT AVAILABLE
12A	Pin-Lower	7010719A2	NOT AVAILABLE
12B	Pin-Upper	7010718A2	NOT AVAILABLE
16-20	Crankshaft	4" Stroke <i>Consult Factory</i>	2010621C2 <i>Consult Factory</i>
		6" Stroke <i>Consult Factory</i>	2010622C2 <i>Consult Factory</i>
		8" Stroke <i>Consult Factory</i>	2010525C2 <i>Consult Factory</i>
		10" Stroke <i>Consult Factory</i>	2010623C2 <i>Consult Factory</i>
		12" Stroke <i>Consult Factory</i>	2010624C2 <i>Consult Factory</i>
		14" Stroke <i>Consult Factory</i>	2010625C2 <i>Consult Factory</i>
28	Backshaft	2810632B2	2810632B2
36	Gibs, Front (2) 1 3/4" x 1 3/4" x 36" Lg.	3612406C2	3612406C2
36A	Wear Strip (6)	3610631C2	3610631C2
36C	Gib, Rear (2)	3610174C2	3610174C2
36D	Rear Gib Slide (2)	3612409C2	3612409C2

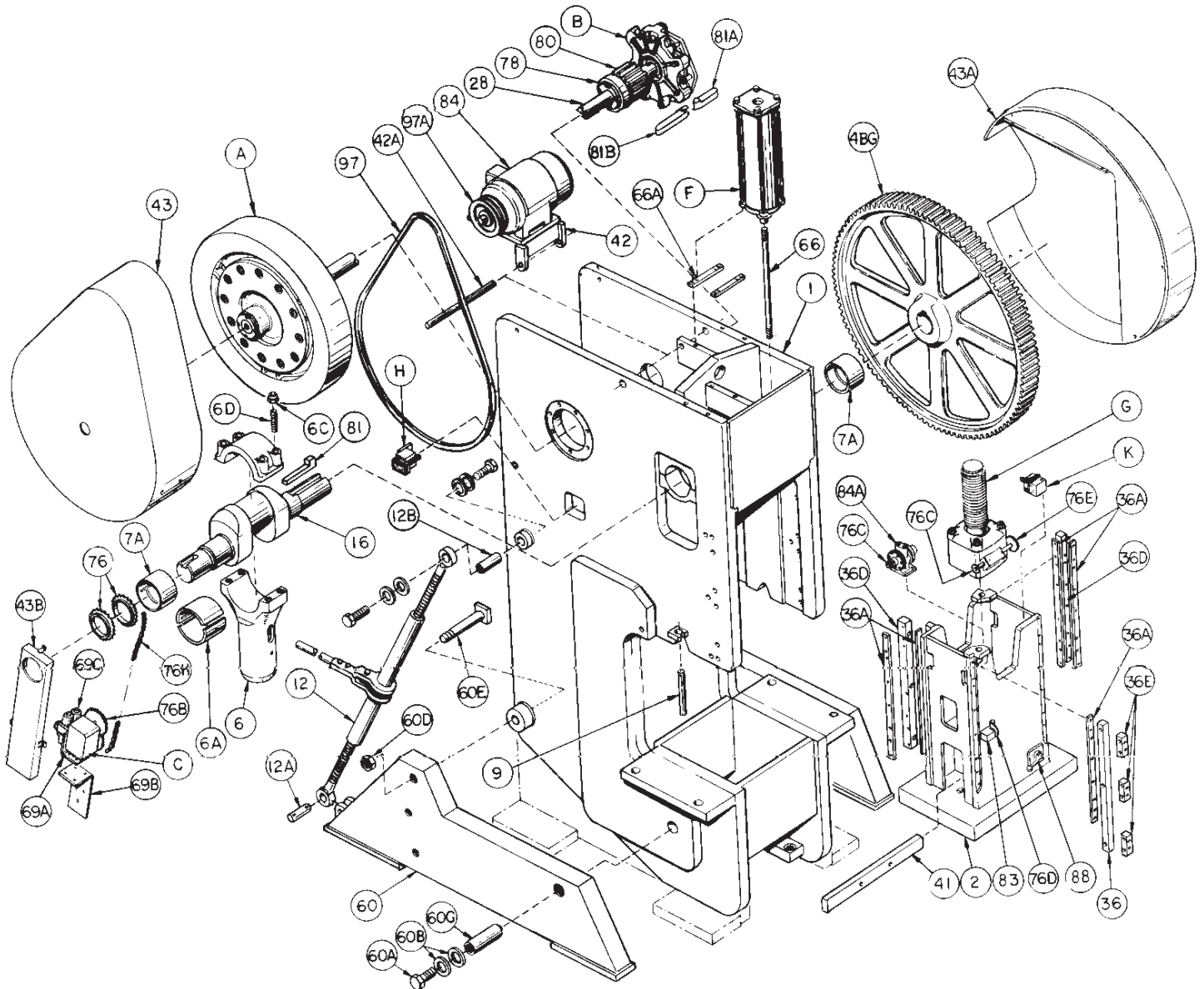
Chart continued next column.

Ref No.	Description (Number Required)	B1-150 Flywheel Air Clutch Order Number	G1-150 Backgeared Air Clutch Order Number
36E	Gib Backing Block (6) (3 Right Hand and 3 Left)	3612407B2 RH 3612408B2 LH	3612407B2 RH 3612408B2 LH
41	Knockout Bar	4110646A2	4110646A2
42	Motor Bracket	35 s.p.m.	4210640B2
		25 to 50 s.p.m.	4210747A2
42A	Pin	4210641A2	4210641A2
43	Flywheel Cover	4310633C2 <i>Consult Factory</i>	4310633C2 <i>Consult Factory</i>
43A	Gear Cover	4310634C2 <i>Consult Factory</i>	4310634C2 <i>Consult Factory</i>
43B	Limit Switch Chain Cover	4310850B2 <i>Consult Factory</i>	4310850B2 <i>Consult Factory</i>
60	Legs (2)	Right Hand <i>Consult Factory</i>	6010445D2 <i>Consult Factory</i>
		Left Hand <i>Consult Factory</i>	6010446D2 <i>Consult Factory</i>
60A	Hex Head Cap Screw (4)	900228302	NOT AVAILABLE
60B	Washer, Spec. (4)	7010722A2	NOT AVAILABLE
60C	Leg Pin	2110645A2	NOT AVAILABLE
60D	Hex Jam Nut (2)	850261702	NOT AVAILABLE
60E	Leg Bolt (2)	2110645A2	NOT AVAILABLE
66	Counterbalance Extension Rod	6610723A2	6610723A2
66A	Mounting Pad (2)	4",6",8" Stroke 1" x 3/4" x 10" Lg.	6610642A2
		10",12",14" Str. 1" x 4" x 10" Lg.	6610740A2
69A	Limit Switch Mounting Angle	NOT SOLD	NOT SOLD
69B	Limit Switch Mounting Angle	NOT SOLD	NOT SOLD

Chart continued on page 56.

Refer to reference drawing on page 55.

150 Ton Single Point OBI and OBS Presses



Refer to the following pages for these parts lists:

Air Clutch Parts (Serial #'s < 29999)page 6
Air Clutch Parts (Serial #'s ≥ 30000)page 7
Disc Brake Partspage 11
Air Brake Cylinder Partspage 9
Rotating Cam L.S. Partspage 20
Air Clutch Control Panel Parts (Serial #'s < 29999)page 6
Air Clutch Control Panel Parts (Serial #'s ≥ 30000)page 7

Hand Control Parts (Serial #'s < 29999)page 5
Hand Control Parts (Serial #'s ≥ 30000)page 7
Swivel Partspage 5
Air Counterbalance Partspage 16
Slide Adjusting Screw Partspage 82
Flywheel Brake Partspage 9
Slide Adjusting Lock Partspage 13

150 Ton Single Point OBI and OBS Presses *continued*

Ref No.	Description (Number Required)	B1-150 Flywheel Air Clutch		G1-150 Backgeared Air Clutch	
		Order Number	Order Number	Order Number	Order Number
69C	Air Valve (Ross)	NOT SOLD	NOT SOLD	NOT SOLD	NOT SOLD
76	Sprocket Assembly (2)	7610724A2	7610724A2	7610724A2	7610724A2
76B	L.S. Sprocket (2)	760291502	760291502	760291502	760291502
76C	Sprocket	760292202	760292202	760292202	760292202
76D	Sprocket Assembly	000207500	000207500	000207500	000207500
76E	Sprocket	760290602	760290602	760290602	760290602
76H	Chain No. 35 and	760290202	760290202	760290202	760290202
-	Conn. Link	760160002	760160002	760160002	760160002
78	Backshaft Bearing-	740967302	740967302	740967302	740967302
80	Pinion 6.4 P.D.-16T	4710628B2 w/ kw	4710628B2 w/ kw	4710628B2 w/ kw	4710628B2 w/ kw
81	Gear Gib Key	810320302	810320302	810320302	810320302
81A	Brake Key with	810070902	810070902	810070902	810070902
81B	Pinion Key with	8110745A2	8110745A2	8110745A2	8110745A2
83	Revolution Counter 10:1 (Durant)	830203202	830203202	830203202	830203202
84	Motor	35 spm 15 hp-1800 rpm	840307802 <i>Consult Factory</i>	840307802 <i>Consult Factory</i>	840307802 <i>Consult Factory</i>
		25 to 50 spm 20 hp-var. speed	840308602 <i>Consult Factory</i>	840308602 <i>Consult Factory</i>	840308602 <i>Consult Factory</i>
			840307702 <i>Consult Factory</i>	840307702 <i>Consult Factory</i>	840307702 <i>Consult Factory</i>
84A	Slide Adjusting Motor	840307702	840307702	840307702	840307702
88	Slide Adjusting Valve (Barksdale)	880297802 <i>Consult Factory</i>	880297802 <i>Consult Factory</i>	880297802 <i>Consult Factory</i>	880297802 <i>Consult Factory</i>
97	V-Belt (3)	35 spm	970170302 <i>Consult Factory</i>	970170302 <i>Consult Factory</i>	970170302 <i>Consult Factory</i>
		25 to 50 spm	970170402 <i>Consult Factory</i>	970170402 <i>Consult Factory</i>	970170402 <i>Consult Factory</i>
97A	Pulley (3)	35 spm	970170502 <i>Consult Factory</i>	970170502 <i>Consult Factory</i>	970170502 <i>Consult Factory</i>
		25 to 50 spm	97010802 <i>Consult Factory</i>	97010802 <i>Consult Factory</i>	97010802 <i>Consult Factory</i>

Refer to reference drawing on page 55.

3

Two Point Presses

Section 3 Contents

Part List	Chart Page No.	Drawing Page No.
40 and 60 Ton Two Point OBI Presses	Pages 58 to 61	Page 60
40 and 60 Ton Two Point OBS Presses.....	Pages 62 to 65	Page 65
40 and 60 Ton Two Point Straight Side Presses	Pages 66 to 68	Page 69
40 and 60 Ton Two Point Crankshaft Selection List	Pages 70 and 71	Page 71
80 and 100 Ton Two Point OBI and OBS Presses	Pages 72 to 76	Page 73
80 and 100 Ton Two Point Straight Side Presses	Pages 77 to 81	Page 79
150 to 300 Ton Two Point OBI, OBS and Straight Side Presses	Page 82.....	Page 83
150 to 300 Ton Gib Parts	Page 84.....	Page 84
150 to 300 Ton Two Point Drive Components	Pages 85 to 87	Page 86

3

Two Point Presses

40 and 60 Ton Two Point OBI Presses

Ref No.	Description (Number Required)	4B Order Number	6B 48 Order Number	6B 60 Order Number	6B 76 Order Number	
1	Frame	0101528D2 FAC Std. 0101530D2 GAC Std. NOT AVAILABLE FAC +3" NOT AVAILABLE GAC +3" NOT AVAILABLE FAC +6" NOT AVAILABLE GAC +6" <i>Consult Factory</i>	0110801D2 FAC Std. 0110810D2 GAC Std. 0110802D2 FAC +3" 0110811D2 GAC +3" 0110803D2 FAC +6" 0110812D2 GAC +6" <i>Consult Factory</i>	0110804D2 FAC Std. 0110813D2 GAC Std. 0110805D2 FAC +3" 0110814D2 GAC +3" 0110806D2 FAC +6" 0110815D2 GAC +6" <i>Consult Factory</i>	0110807D2 FAC Std. 0110816D2 GAC Std. 0110808D2 FAC +3" 0110817D2 GAC +3" 0110809D2 FAC +6" 0110818D2 GAC +6" <i>Consult Factory</i>	
2	Slide	0209599D2 4B-2 <i>Consult Factory</i>	0200033D2 6B2-48 <i>Consult Factory</i>	0200037D2 6B2-60 <i>Consult Factory</i>	0200041D2 6B2-76 <i>Consult Factory</i>	
3	Brake Shoe with Lining (2) 12" Dia.	0309045B2	0309045B2	0309045B2	0309045B2	
3A	Spring Brake	930315202	930315202	930315202	930315202	
3B	Stud	9510042A2	9510042A2	9510042A2	9510042A2	
4BG	Bull Gear (Backgeared Air Clutch Only)	4600111C2 4-4C	4600115C2 6-4C	4600115C2 6-4C	4600115C2 6-4C	
6	Conn. Rod with Bushing	1" and 2" Stroke	0600147B2 4S-6A	0600148B2 4S-6B	0600148B2 4S-6B	0600148B2 4S-6B
		3" Stroke	0600148B2 4S-6B	0600149B2 4S-6C	0600149B2 4S-6C	0600149B2 4S-6C
		4" Stroke	0600149B2 4S-6C	0600150B2 4S-6D	0600150B2 4S-6D	0600150B2 4S-6D
		5" Stroke	0600150B2 4S-6D	0600151B2 4S-6E	0600151B2 4S-6E	0600151B2 4S-6E
6A	Conn. Rod Bushing (Pressing and Reboring Required)	1" and 2" Stroke	7500561B2	7500562B2	7500562B2	7500562B2
		3" Stroke	7500562B2	7500564B2	7500564B2	7500564B2
		4" Stroke	7500564B2	7500565B2	7500565B2	7500565B2
		5" Stroke	7500565B2	7500566B2	7500566B2	7500566B2
6F	Nylon Insert	830122702	830122702	830122702	830122702	
6G	Hex Head Cap Screw	900122602	900122602	900122602	900122602	
7	Bearing Block each with Bushing	0700156C2 0701367C2 4-7	0700160C2 0701444C2 6-7	0700160C2 0701444C2 6-7	0700160C2 0701444C2 6-7	
7A	Bearing Block Bushing(2 or 3) (Pressing & Reboring Required)	7500550B2 (2)	7500554B2 (3)	7500554B2 (3)	7500554B2 (3)	

FAC Flywheel Air Clutch
FM Flywheel Mechanical Clutch
GAC Backgeared Air Clutch
GM Backgeared Mechanical Clutch

Chart continued on page 59.

Refer to reference drawing on page 60.

When ordering parts specify serial number and model of press.

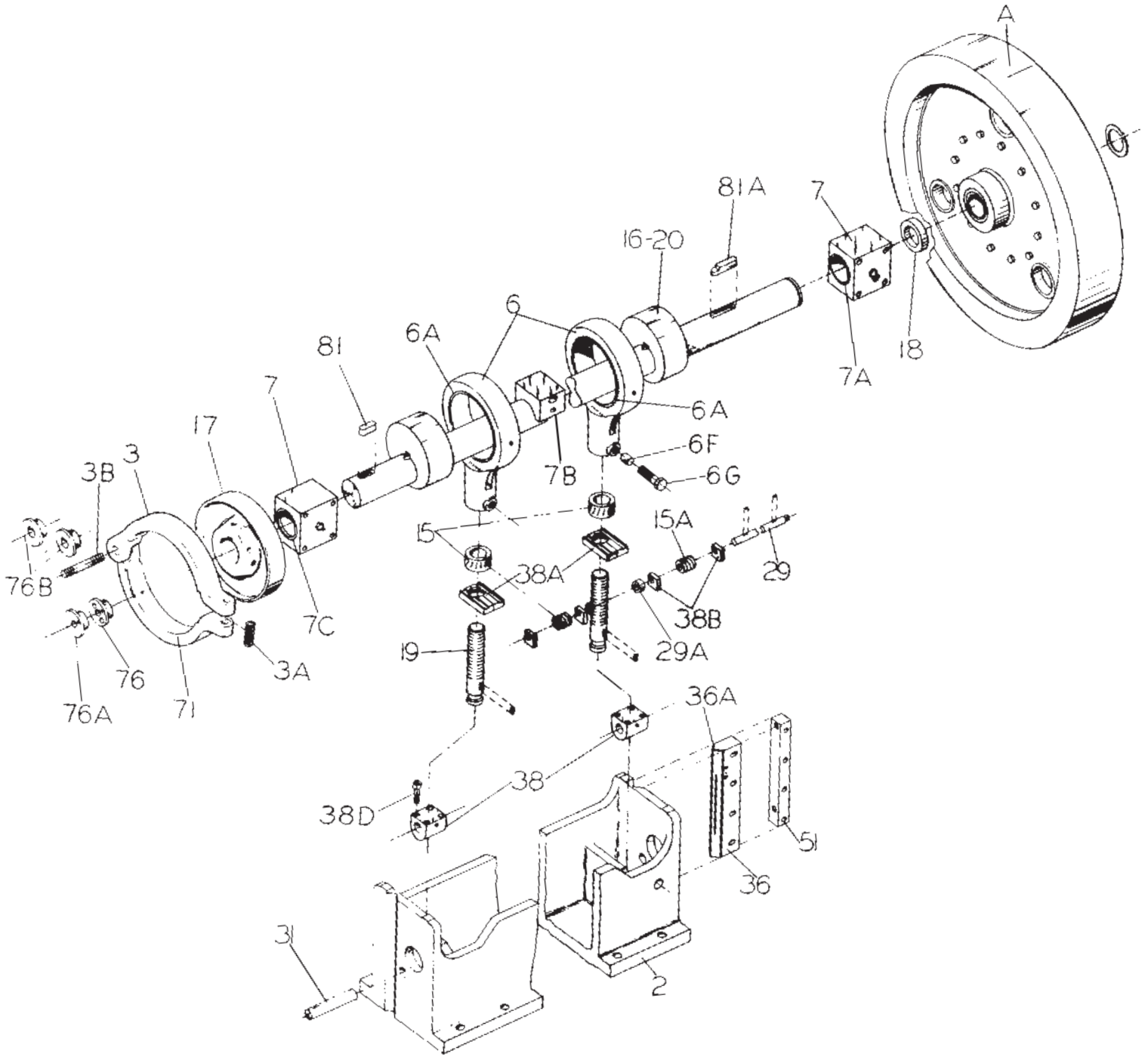
40 and 60 Ton Two Point OBI Presses *continued*

Ref No.	Description (Number Required)	4B Order Number	6B 48 Order Number	6B 60 Order Number	6B 76 Order Number	
7B	Center Bearing (Gar.)	0700157B2 4W-7B	NOT AVAILABLE	NOT AVAILABLE	NOT AVAILABLE	
7C	Oil Seal	910275202	910087602	910087602	910087602	
12-77	Inclining Screw	1200320B2	1200321B2	1200321B2	1200321B2	
12-77A	Inclining Screw Bearing	740054002	740054102	740054102	740054102	
15	Worm Gear	1500325B2	1500325B2	1500325B2	1500325B2	
15A	Worm	790079102	790079102	790079102	790079102	
16-20	Crank- shaft <i>Select Part Order No. from PK List on pages 70 and 71.</i>	1" and 2" Stroke Dia. Of Eccentric Incl. Cen. Brg. Blk.	Refer to Page 70 6¼"	Refer to Page 70 7¼"	Refer to Page 70 7¼"	Refer to Page 70 7¼"
		3" Stroke Dia. Of Eccentric Incl. Cen. Brg. Blk.	Refer to Page 70 7¼"	Refer to Page 70 8¼"	Refer to Page 70 8¼"	Refer to Page 70 8¼"
		4" Stroke Dia. Of Eccentric Incl. Cen. Brg. Blk.	Refer to Page 70 8¼"	Refer to Page 70 9¼"	Refer to Page 70 9¼"	Refer to Page 70 9¼"
		5" Stroke Dia. Of Eccentric Incl. Cen. Brg. Blk.	Refer to Page 70 9¼"	Refer to Page 70 10¼"	Refer to Page 70 10¼"	Refer to Page 70 10¼"
17	Brake Hub (12" Dia.)	1709105C2 3¼" Bore	1709615C2 4¼" Bore	1709615C2 4¼" Bore	1709615C2 4¼" Bore	
18	Flywheel Collar	1800193B2	1800193B2	1800193B2	1800193B2	
19	Adjusting Screw	1900347B2 std. 1911486B2 w/pwr. adj.	1900347B2 std. 1911486B2 w/pwr. adj.	1900347B2 std. 1911486B2 w/pwr. adj.	1900347B2 std. 1911486B2 w/pwr. adj.	
21	Leg Tie Rods (2)	2100372B2	2100373B2	2100374B2	2100375B2	
28	Backshaft <i>Backgeared Models Only</i>	2801581B2	2801581B2	2801582B2	2801583B2	
29	Worm Shaft	2900411B2	2900411B2	2900412B2	2900415B2	
29A	Worm Shaft Collar	740064602	740064602	740064602	740064602	
31	Wrist Pins	3100436B2	3100436B2	3100436B2	3100436B2	
36	Gibs with Liners (2)	3609136C2 RH 3609137C2 LH	3609739C2	3609739C2	3609739C2	
36A	Gib Liners (2 or 4)	3600200B2 (2)	3609740B2 (4)	3609740B2 (4)	3609740B2 (4)	

Chart continued on page 61.

Refer to reference drawing on page 60.

40 and 60 Ton Two Point OBI Presses



Refer to page 65 for 4W and 6W backgeared press parts.

Refer to the following pages for these parts lists:

Air Clutch Parts (Serial #'s < 29999)page 6
Air Clutch Parts (Serial #'s ≥ 30000)page 7
Air Brake Cylinder Partspage 9
Rotating Cam L.S. Partspage 20
Air Clutch Control Panel Parts (Serial #'s < 29999)page 6
Air Clutch Control Panel Parts (Serial #'s ≥ 30000)page 7

Air Counterbalance Partspage 17
Hand Control Parts (Serial #'s < 29999)page 5
Hand Control Parts (Serial #'s ≥ 30000)page 7
Swivel Partspage 5
Shut Height Indicator Partspage 12
Power Slide Adjusting Partspage 14

40 and 60 Ton Two Point OBI Presses *continued*

Ref No.	Description (Number Required)		4B Order Number	6B 48 Order Number	6B 60 Order Number	6B 76 Order Number
36B	Gib Liner Epoxy Kit		710110302	710110302	710110302	710110302
38	Adjusting Screw Blocks		3800211B2 6S-38	3800211B2 6S-38	3800211B2 6S-38	3800211B2 6S-38
38A	Adjusting Screw Block Caps		3800456B2	3800456B2	3800456B2	3800456B2
38B	Worm Shaft Bearings		3500451B2	3500451B2	3500451B2	3500451B2
38D	Socket Head Cap Screw		900358502	900358502	900358502	900358502
42	Motor Bracket	Flywheel	4201536B2 4W-42TF	4201536B2 4W-42TF	4201536B2 4W-42TF	4201536B2 4W-42TF
		Backgeared	4201535B2 4W-42TG	4201535B2 4W-42TG	4201535B2 4W-42TG	4201535B2 4W-42TG
51	Gib Set Bars (2)		5100493B2	NOT AVAILABLE	NOT AVAILABLE	NOT AVAILABLE
60	Floor Legs (2)	Right Hand	6000231D2 4-60RH	6000974D2 10B-60RH	6000974D2 10B-60RH	6000974D2 10B-60RH
		Left Hand	6000232D2 4-60LH	6009748D2 10B-60LH	6009748D2 10B-60LH	6009748D2 10B-60LH
71	Brake Lining (2)		0309742B2	0309742B2	0309742B2	0309742B2
	Not Sold					
76	Sprocket (3 holes)		7610551A2	7610551A2	7610551A2	7610551A2
76A	Sprocket (1 hole)		7610550A2	7610550A2	7610550A2	7610550A2
76B	L.S. Sprocket (2)		760291902	760291902	760291902	760291902
78	Backshaft Bearing <i>Backgeared Models Only</i>		740054302	740054302	740054302	740054302
78A	Backshaft Center Bearing Block <i>Backgeared Models Only</i>		NOT AVAILABLE	NOT AVAILABLE	NOT AVAILABLE	0700864B2
80	Pinion 3.5 P.D. x 14 T. <i>Backgeared Models Only</i>		4700504B2	4700504B2	4700504B2	4700504B2
81	Brake Hub Key		810070002	810070002	810070002	810070002
81A	Gear Gib Key		810321202	810321002	810321002	810321002
81B	<i>Backgeared Models Only</i>		810321102	810321102	810321102	810321102
81C	Spline Key	GAC	810080102	810080102	810080102	810080102
		FAC	810320602	810320602	810320602	810320602
-	Woodruff Key		810036302	810036302	810036302	810036302

Refer to reference drawing on page 60.

When ordering parts specify serial number and model of press.

40 and 60 Ton Two Point OBS Presses

Ref No.	Description (Number Required)	4W Order Number	6W 48 Order Number	6W 60 Order Number	6W 76 Order Number	
1	Frame	0101442D2 FAC 0101444D2 GAC <i>Consult Factory</i>	0101602D2 FAC 0101605D2 GAC <i>Consult Factory</i>	0101603D2 FAC 0101606D2 GAC <i>Consult Factory</i>	0101604D2 FAC 0101607D2 GAC <i>Consult Factory</i>	
2	Slide	0200055C2 4W-2 <i>Consult Factory</i>	0200033D2 6B2-48 <i>Consult Factory</i>	0200037D2 6B2-60 <i>Consult Factory</i>	0200041D2 6B2-76 <i>Consult Factory</i>	
3	Brake Shoe with Lining (2) 12" Dia.	0309045B2	0309045B2	0309045B2	0309045B2	
3A	Spring Brake	930315202	930315202	930315202	930315202	
3B	Stud	9510042A2	9510042A2	9510042A2	9510042A2	
4BG	Bull Gear (Backgeared Air Clutch Only)	4600111C2 4-4C	4600115C2 6-4C	4600115C2 6-4C	4600115C2 6-4C	
6	Conn. Rod with Bushing	1" and 2" Stroke	0600143B2 4W-6	0600148B2 4S-6B	0600148B2 4S-6B	0600148B2 4S-6B
		3" Stroke	0600144B2 4W-6B	0600149B2 4S-6C	0600149B2 4S-6C	0600149B2 4S-6C
		4" Stroke	0600145B2 4W-6C	0600150B2 4S-6D	0600150B2 4S-6D	0600150B2 4S-6D
		5" Stroke	0600146B2 4W-6D	0600151B2 4S-6E	0600151B2 4S-6E	0600151B2 4S-6E
6A	Conn. Rod Bushing (Pressing and Reboring Required)	1" and 2" Stroke	7500561B2	7500562B2	7500562B2	7500562B2
		3" Stroke	7500562B2	7500564B2	7500564B2	7500564B2
		4" Stroke	7500564B2	7500565B2	7500565B2	7500565B2
		5" Stroke	7500565B2	7500566B2	7500566B2	7500566B2
6F	Nylon Insert	NOT AVAILABLE	830122702	830122702	830122702	
6G	Hex Head Cap Screw	NOT AVAILABLE	900122602	900122602	900122602	
7	Bearing Block each with Bushing	0700156C2 0701367C2 4-7	0700160C2 0701444C2 6-7	0700160C2 0701444C2 6-7	0700160C2 0701444C2 6-7	
7A	Bearing Block Bushing (2 or 3) (Pressing & Reboring Required)	7500550B2	7500554B2	7500554B2	7500554B2	
7B	Center Boring	0700157B2 4W-7B	NOT AVAILABLE	NOT AVAILABLE	NOT AVAILABLE	
7C	Oil Seal	910275202 (Gar.) 76 x 6591	910087602 (J.M.) 6652-SS	910087602 (J.M.) 6652-SS	910087602 (J.M.) 6652-SS	

Chart continued on page 63.

FAC Flywheel Air Clutch, FM Flywheel Mechanical Clutch, GAC Backgeared Air Clutch, GM Backgeared Mechanical Clutch

Refer to reference drawing on page 60.

When ordering parts specify serial number and model of press.

40 and 60 Ton Two Point OBS Presses *continued*

Ref No.	Description (Number Required)	4W Order Number	6W 48 Order Number	6W 60 Order Number	6W 76 Order Number	
13	Bed Table	1300056C2 4W-13 <i>Consult Factory</i>	1300058D2 6W48-13 <i>Consult Factory</i>	1300060D2 6W60-13 <i>Consult Factory</i>	1300062D2 6W76-13 <i>Consult Factory</i>	
13A	Bed Table Bolt (4)	900143602	1210094B2	1210094B2	1210094B2	
15	Slide Adjusting Worm Gear	NOT AVAILABLE	1500325B2	1500325B2	1500325B2	
15A	Worm Bed and Slide	790079102	790079102	790079102	790079102	
15B	Bed Elevating Gear Housing	3000172B2	3000172B2	3000172B2	3000172B2	
16-20	Crank-shaft <i>Select Part Order No. from PK List on pages 70 and 71.</i>	1" and 2" Stroke Dia. Of Eccentric Incl. Cen. Brg. Blk.	Refer to Page 70 6 $\frac{1}{4}$ "	Refer to Page 70 7 $\frac{1}{4}$ "	Refer to Page 70 7 $\frac{1}{4}$ "	Refer to Page 70 7 $\frac{1}{4}$ "
		3" Stroke Dia. Of Eccentric Incl. Cen. Brg. Blk.	Refer to Page 70 7 $\frac{1}{4}$ "	Refer to Page 70 8 $\frac{1}{4}$ "	Refer to Page 70 8 $\frac{1}{4}$ "	Refer to Page 70 8 $\frac{1}{4}$ "
		4" Stroke Dia. Of Eccentric Incl. Cen. Brg. Blk.	Refer to Page 70 8 $\frac{1}{4}$ "	Refer to Page 70 9 $\frac{1}{4}$ "	Refer to Page 70 9 $\frac{1}{4}$ "	Refer to Page 70 9 $\frac{1}{4}$ "
		5" Stroke Dia. Of Eccentric Incl. Cen. Brg. Blk.	Refer to Page 70 9 $\frac{1}{4}$ "	Refer to Page 70 10 $\frac{1}{4}$ "	Refer to Page 70 10 $\frac{1}{4}$ "	Refer to Page 70 10 $\frac{1}{4}$ "
17	Brake Hub (12" Dia.)	1709105C2 3 $\frac{1}{4}$ " Bore	1709615C2 4 $\frac{1}{4}$ " Bore	1709615C2 4 $\frac{1}{4}$ " Bore	1709615C2 4 $\frac{1}{4}$ " Bore	
18	Flywheel Collar	1800193B2	1800193B2	1800193B2	1800193B2	
19	Adjusting Screw	NOT AVAILABLE	1900347B2 std. 1911486B2 w/pwr. adj.	1900347B2 std. 1911486B2 w/pwr. adj.	1900347B2 std. 1911486B2 w/pwr. adj.	
28	Backshaft <i>Backgeared Air Clutch Only</i>	2801581B2	2801581B2	2801582B2	2801583B2	
29	Slide Adjustment Worm Shaft	NOT AVAILABLE	2900411B2	2900412B2	2900415B2	
29A	Worm Shaft Collar	NOT AVAILABLE	740064602	740064602	740064602	
29B	Bed Elevating Worm Shaft	3000423B2	3001441B2	3000424B2	3000425B2	
30	Bed Elevating Screw	3000428B2	3000429B2	3000429B2	3000429B2	
30A	Bed Elevating Worm Gear	7900327B2	7900327B2	7900327B2	7900327B2	
31	Wrist Pins	3100433B2	3100436B2	3100436B2	3100436B2	
36	Gibs with Liners (2)	3609035C2 RH 3609036C2 LH	3609739C2	3609739C2	3609739C2	

Chart continued on page 64.

Refer to reference drawing on page 65.

40 and 60 Ton Two Point OBS Presses *continued*

Ref No.	Description (Number Required)	4W Order Number	6W 48 Order Number	6W 60 Order Number	6W 76 Order Number
36A	Gib Liners	3600689B2 (2)	3609740B2 (4)	3609740B2 (4)	3609740B2(4)
36B	Gib Liner Epoxy Kit	710110302	710110302	710110302	710110302
38	Adjusting Screw Blocks 6S-38	NOT AVAILABLE	3800211B2	3800211B2	3800211B2
38A	Adjusting Screw Block Caps	NOT AVAILABLE	3800456B2	3800456B2	3800456B2
38B	Worm Shaft Bearings	NOT AVAILABLE	3500451B2	3500451B2	3500451B2
38D	Socket Head Cap Screw	NOT AVAILABLE	900358502	900358502	900358502
42	Motor Bracket	Flywheel	4201536B2 4W-42TF	4201536B2 4W-42TF	4201536B2 4W-42TF
		Backgeared	4201535B2 4W-42TG	4201535B2 4W-42TG	4201535B2 4W-42TG
49	Bed Elevating Screw Clamp	3000221B2 4W-49	3000221B2 4W-49	3000221B2 4W-49	3000221B2 4W-49
50	Bed Elevating Screw Clamp Rod	3001448A2	3001448A2	3001448A2	3001448A2
51	Gib Set Bars (2)	5100492B2	NOT AVAILABLE	NOT AVAILABLE	NOT AVAILABLE
54	Bed Elevating Crank Handle	8300222B2 4W-54	8300222B2 4W-54	8300222B2 4W-54	8300222B2 4W-54
71	Brake Lining (2)	0309742B2	0309742B2	0309742B2	0309742B2
71A	Not Sold				
76	Sprocket (3 holes)	7610551A2	7610551A2	7610551A2	7610551A2
76A	Sprocket (1 hole)	7610550A2	7610550A2	7610550A2	7610550A2
76B	L.S. Sprocket (2)	760291902	760291902	760291902	760291902
78	Backshaft Bearing <i>Backgeared Models Only</i>	740054302	740054302	740054302	740054302
78A	Backshaft Center Bearing Block <i>Backgeared Models Only</i>	NOT AVAILABLE	NOT AVAILABLE	NOT AVAILABLE	6110416C2 Support Bracket
80	Pinion <i>Backgeared Models Only</i>	4700504B2	4700504B2	4700504B2	4700504B2
81	Brake Hub Key	810070002	810070002	810070002	810070002

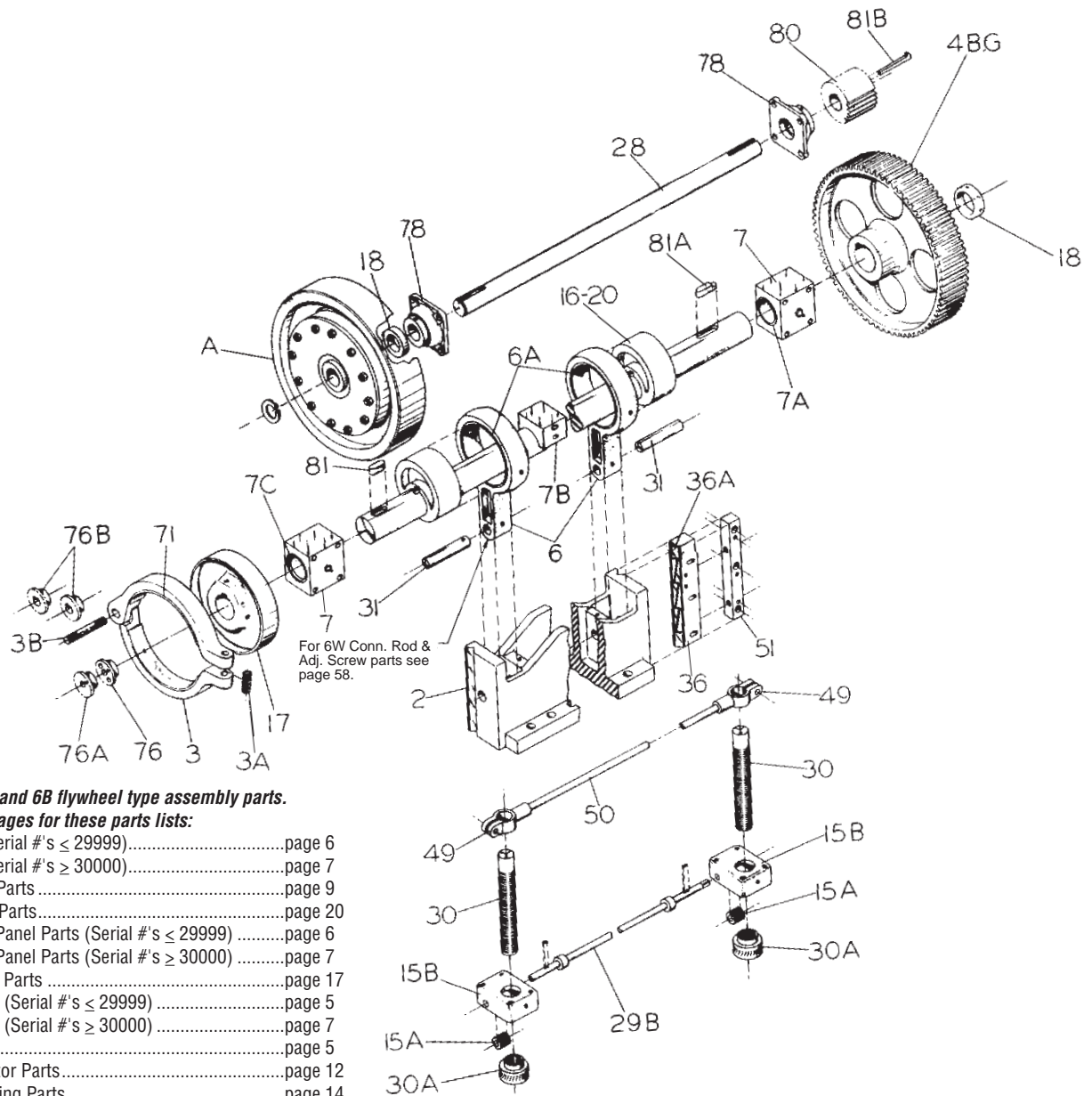
Chart continued on page 65.

Refer to reference drawing on page 65.

When ordering parts specify serial number and model of press.

40 and 60 Ton Two Point OBS Presses *continued*

Ref No.	Description (Number Required)	4W Order Number	6W 48 Order Number	6W 60 Order Number	6W 76 Order Number
81A	Gear Gib Key <i>Backgeared Models Only</i>	810321202	810321002	810321002	810321002
81B	Pinion Gib Key <i>Backgeared Models Only</i>	810321102	810321102	810321102	810321102
81C	Splines Key	Backgeared Air Clutch	810080102	810080102	810080102
		Flywheel Air Clutch	810320602	810320602	810320602
-	Woodruff Key	810036302	810036302	810036302	810036302



Refer to page 58 for 4B and 6B flywheel type assembly parts.

Refer to the following pages for these parts lists:

Air Clutch Parts (Serial #'s < 29999)	page 6
Air Clutch Parts (Serial #'s ≥ 30000)	page 7
Air Brake Cylinder Parts	page 9
Rotating Cam L.S. Parts	page 20
Air Clutch Control Panel Parts (Serial #'s < 29999)	page 6
Air Clutch Control Panel Parts (Serial #'s ≥ 30000)	page 7
Air Counterbalance Parts	page 17
Hand Control Parts (Serial #'s < 29999)	page 5
Hand Control Parts (Serial #'s ≥ 30000)	page 7
Swivel Parts	page 5
Shut Height Indicator Parts	page 12
Power Slide Adjusting Parts	page 14

40 and 60 Ton Two Point Straight Side Presses

Ref No.	Description (Number Required)	4SS44 Order Number	4SS56 Order Number	4SS72 Order Number	6SS44 Order Number	6SS56 Order Number	6SS72 Order Number
1B	Bed	5700064D2 6SS44-1B <i>Consult Factory</i>	5700067D2 6SS56-1B <i>Consult Factory</i>	5700070D2 6SS72-1B <i>Consult Factory</i>	5700064D2 6SS44-1B <i>Consult Factory</i>	5700067D2 6SS44-1B <i>Consult Factory</i>	5700070D2 6SS72-1B <i>Consult Factory</i>
1C	Crown	5700065D2 6SS44-1C <i>Consult Factory</i>	5700068D2 6SS56-1C <i>Consult Factory</i>	5700071D2 6SS72-1C <i>Consult Factory</i>	5700065D2 6SS44-1C <i>Consult Factory</i>	5700068D2 6SS44-1C <i>Consult Factory</i>	5700071D2 6SS72-1C <i>Consult Factory</i>
2	Slide	0200063D2 9492-D <i>Consult Factory</i>	0200066D2 9491-D <i>Consult Factory</i>	0200069D2 9490-D <i>Consult Factory</i>	0200063D2 9492-D <i>Consult Factory</i>	0200066D2 9492-D <i>Consult Factory</i>	0200069D2 9490-D <i>Consult Factory</i>
3	Brake Shoe with Lining (2) 12" Dia.	0309045B2	0309045B2	0309045B2	0309045B2	0309045B2	0309045B2
3A	Spring Brake	930315202	930315202	930315202	930315202	930315202	930315202
3B	Hex Head Cap Screw	900227202	900227202	900227202	900227202	900227202	900227202
4BG	Bull Gear (Backgeared Air Clutch Only)	4600111C2 4-4C	4600111C2 4-4C	4600111C2 4-4C	4600115C2 6-4C	4600115C2 6-4C	4600115C2 6-4C
6	Conn. Rod with Bushing	1" and 2" Stroke	0600147B2 4S-6A	0600147B2 4S-6A	0600147B2 4S-6A	0600148B2 4S-6B	0600148B2 4S-6B
		3" Stroke	0600148B2 4S-6B	0600148B2 4S-6B	0600148B2 4S-6B	0600149B2 4S-6C	0600149B2 4S-6C
		4" Stroke	0600149B2 4S-6C	0600149B2 4S-6C	0600149B2 4S-6C	0600150B2 4S-6D	0600150B2 4S-6D
		5" Stroke	0600150B2 4S-6D	0600150B2 4S-6D	0600150B2 4S-6D	0600151B2 4S-6E	0600151B2 4S-6E
6A	Conn. Rod Bushing (Pressing and Reboring Required)	1" and 2" Stroke	7500561B2	7500561B2	7500561B2	7500562B2	7500562B2
		3" Stroke	7500562B2	7500562B2	7500562B2	7500564B2	7500564B2
		4" Stroke	7500564B2	7500564B2	7500564B2	7500565B2	7500565B2
		5" Stroke	7500565B2	7500565B2	7500565B2	7500566B2	7500566B2
6F	Nylon Insert	830122702	830122702	830122702	830122702	830122702	830122702
6G	Hex Head Cap Screw	900122602	900122602	900122602	900122602	900122602	900122602
7	Bearing Block each with Bushing	0700158C2 0701687C2 4S-7	0700158C2 0701687C2 4S-7	0700158C2 0701687C2 4S-7	0700159C2 0701860C2 6S-7	0700159C2 0701860C2 6S-7	0700159C2 0701860C2 6S-7
7A	Bearing Block Bush. (2 or 3) (Pressing & Reboring Required)	7500550B2	7500550B2	7500550B2	7500554B2	7500554B2	7500554B2
7B	Bearing Block Stud	9501563A2	9501563A2	9501563A2	9501563A2	9501563A2	9501563A2

Chart continued on page 67.

Refer to reference drawing on page 69.

When ordering parts specify serial number and model of press.

40 and 60 Ton Two Point Straight Side Presses *continued*

Ref No.	Description (Number Required)	4SS44 Order Number	4SS56 Order Number	4SS72 Order Number	6SS44 Order Number	6SS56 Order Number	6SS72 Order Number	
7C	Oil Seal	910275202	910275202	910275202	910087602	910087602	910087602	
15	Worm Gear	1500325B2	1500325B2	1500325B2	1500325B2	1500325B2	1500325B2	
15A	Worm	790079102	790079102	790079102	790079102	790079102	790079102	
16-20	Crank- shaft (<i>Select Part Order No. from PK List on pages 70 and 71.</i>)	1" and 2" Stroke Dia. Of Eccentric Incl. Cen. Brg. Blk.	Refer to Page 70 6 $\frac{1}{4}$ "	Refer to Page 70 6 $\frac{1}{4}$ "	Refer to Page 70 6 $\frac{1}{4}$ "	Refer to Page 71 7 $\frac{1}{4}$ "	Refer to Page 71 7 $\frac{1}{4}$ "	Refer to Page 71 7 $\frac{1}{4}$ "
		3" Stroke Dia. Of Eccentric Incl. Cen. Brg. Blk.	Refer to Page 70 7 $\frac{1}{4}$ "	Refer to Page 70 7 $\frac{1}{4}$ "	Refer to Page 70 7 $\frac{1}{4}$ "	Refer to Page 71 8 $\frac{1}{4}$ "	Refer to Page 71 8 $\frac{1}{4}$ "	Refer to Page 71 8 $\frac{1}{4}$ "
		4" Stroke Dia. Of Eccentric Incl. Cen. Brg. Blk.	Refer to Page 70 8 $\frac{1}{4}$ "	Refer to Page 70 8 $\frac{1}{4}$ "	Refer to Page 70 8 $\frac{1}{4}$ "	Refer to Page 71 9 $\frac{1}{4}$ "	Refer to Page 71 9 $\frac{1}{4}$ "	Refer to Page 71 9 $\frac{1}{4}$ "
		5" Stroke Dia. Of Eccentric Incl. Cen. Brg. Blk.	Refer to Page 70 9 $\frac{1}{4}$ "	Refer to Page 70 9 $\frac{1}{4}$ "	Refer to Page 70 9 $\frac{1}{4}$ "	Refer to Page 71 10 $\frac{1}{4}$ "	Refer to Page 71 10 $\frac{1}{4}$ "	Refer to Page 71 10 $\frac{1}{4}$ "
17	Brake Hub (12" Dia.)	1709105C2 3 $\frac{3}{4}$ " Bore	1709105C2 3 $\frac{3}{4}$ " Bore	1709105C2 3 $\frac{3}{4}$ " Bore	1709615C2 4 $\frac{1}{4}$ " Bore	1709615C2 4 $\frac{1}{4}$ " Bore	1709615C2 4 $\frac{1}{4}$ " Bore	
18	Flywheel Collar	1800193B2	1800193B2	1800193B2	1800193B2	1800193B2	1800193B2	
19	Adjusting Screw	1900347B2 std. 1911486B2 w/pwr. adj.	1900347B2 std. 1911486B2 w/pwr. adj.	1900347B2 std. 1911486B2 w/pwr. adj.	1900347B2 std. 1911486B2 w/pwr. adj.	1900347B2 std. 1911486B2 w/pwr. adj.	1900347B2 std. 1911486B2 w/pwr. adj.	
28	Backshaft <i>Backgeared Models Only</i>	2801581B2	2801582B2	2801583B2	2801581B2	2801582B2	2801583B2	
29	Worm Shaft	2900411B2	2900412B2	2900415B2	2900411B2	2900412B2	2900415B2	
29A	Worm Shaft Collar	740064602	740064602	740064602	740064602	740064602	740064602	
31	Wrist Pin	3100435B2	3100435B2	3100435B2	3100435B2	3100435B2	3100435B2	
36	Gibs with Liners (2)	3604140C2 RH 3604141C2 LH 4S-36; 20 $\frac{1}{2}$ " Lg.	3604140C2 RH 3604141C2 LH 4S-36; 20 $\frac{1}{2}$ " Lg.	3604140C2 RH 3604141C2 LH 4S-36; 20 $\frac{1}{2}$ " Lg.	3604140C2 RH 3604141C2 LH 4S-36; 20 $\frac{1}{2}$ " Lg.	3604140C2 RH 3604141C2 LH 4S-36; 20 $\frac{1}{2}$ " Lg.	3604140C2 RH 3604141C2 LH 4S-36; 20 $\frac{1}{2}$ " Lg.	
36A	Gib Liners (4)	3600686B2	3600686B2	3600686B2	3600686B2	3600686B2	3600686B2	
36B	Gib Liner Epoxy Kit	710110302	710110302	710110302	710110302	710110302	710110302	
38	Adjusting Screw Blocks	3800211B2 6S-38	3800211B2 6S-38	3800211B2 6S-38	3800211B2 6S-38	3800211B2 6S-38	3800211B2 6S-38	
38A	Adjusting Screw Block Caps	3800456B2	3800456B2	3800456B2	3800456B2	3800456B2	3800456B2	
38B	Worm Shaft Bearings	3500451B2	3500451B2	3500451B2	3500451B2	3500451B2	3500451B2	

Chart continued on page 68.

Refer to reference drawing on page 69.

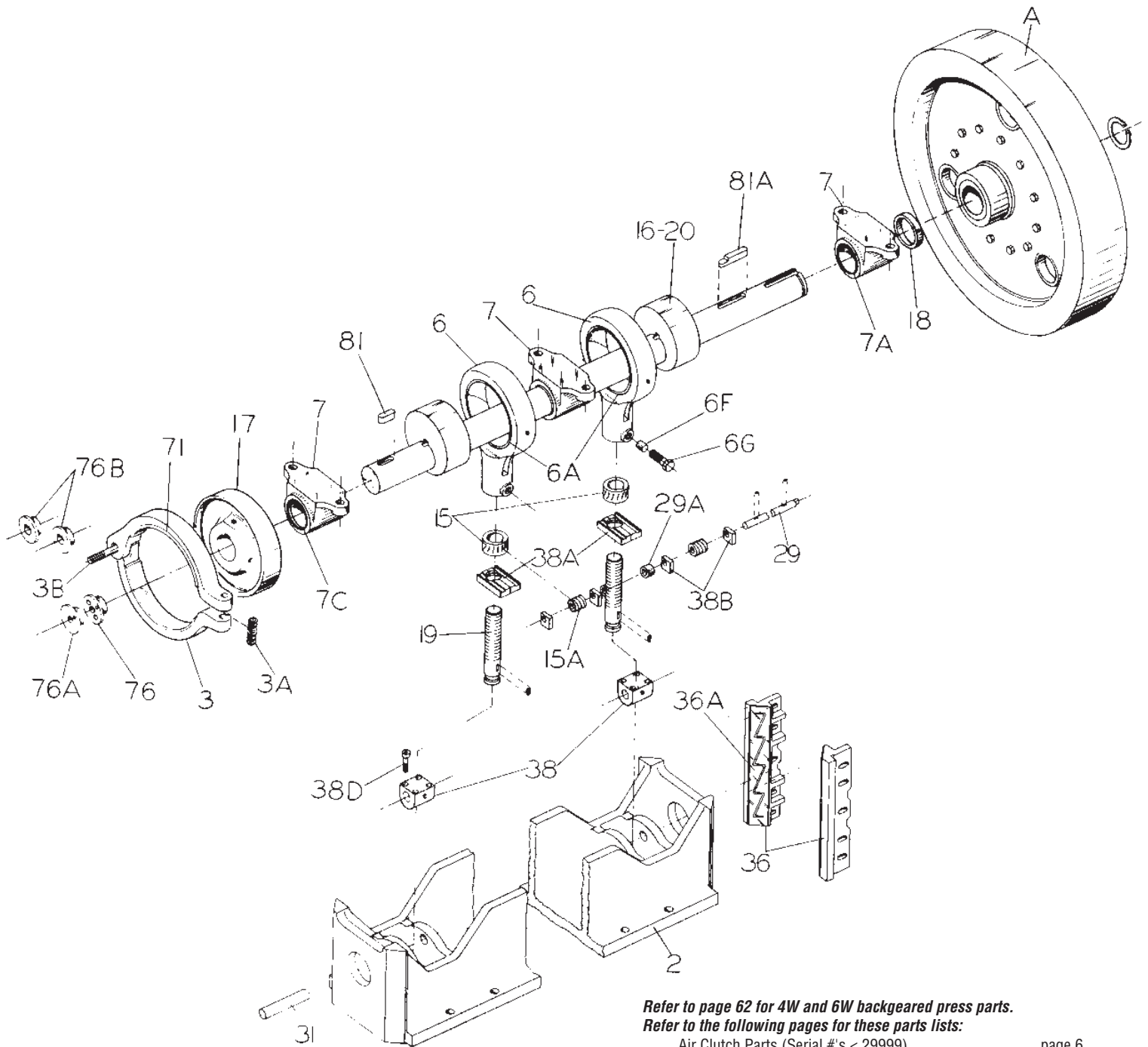
When ordering parts specify serial number and model of press.

40 and 60 Ton Two Point Straight Side Presses *continued*

Ref No.	Description (Number Required)		4SS44 Order Number	4SS56 Order Number	4SS72 Order Number	6SS44 Order Number	6SS56 Order Number	6SS72 Order Number
38D	Socket Head Cap Screw		900358502	900358502	900358502	900358502	900358502	900358502
42	Motor Bracket	Flywheel Air Clutch	4211481B2 4S42TF	4211481B2 4S42TF	4211481B2 4S42TF	4211481B2 4S42TF	4211481B2 4S42TF	4211481B2 4S42TF
		Backgeared Air Clutch	4211483B2 4S42TG	4211483B2 4S42TG	4211483B2 4S42TG	4211484B2 6S42TG	4211484B2 6S42TG	4211484B2 6S42TG
60	Floor Legs (2)		6000235C2 4S-60	6000235C2 4S-60	6000235C2 4S-60	6000235C2 4S-60	6000235C2 4S-60	6000235C2 4S-60
71	Brake Lining (2)		0309742B2	0309742B2	0309742B2	0309742B2	0309742B2	0309742B2
71A	Not Sold							
76	Sprocket (3 holes)		7610551A2	7610551A2	7610551A2	7610551A2	7610551A2	7610551A2
76A	Sprocket (1 hole) ½" Bore		7610550A2	7610550A2	7610550A2	7610550A2	7610550A2	7610550A2
76B	L.S. Sprocket (2) ¾" Bore		760291902	760291902	760291902	760291902	760291902	760291902
78	Backshaft Bearing <i>Backgeared Models Only</i>		740054402	740054402	740054402	740054402	740054402	740054402
78A	Backshaft Center Bearing Block 3" x 3" x 2" Lg. <i>Backgeared Models Only</i>		NOT AVAILABLE	NOT AVAILABLE	0700864B2	NOT AVAILABLE	NOT AVAILABLE	0700864B2
80	Pinion <i>Backgeared Models Only</i>		4700504B2	4700504B2	4700504B2	4700504B2	4700504B2	4700504B2
81	Brake Hub Key ¾" x ¾" x 2" Lg.		810070002	810070002	810070002	810070002	810070002	810070002
81A	Gear Gib Key		810321202 ³	810321202	810321202	810321002	810321002	810321002
81B	Pinion Gib Key <i>Backgeared Models Only</i>		810321102	810321102	810321102	810321102	810321102	810321102
81C	Spline Key	Backgeared Air Clutch	810080102	810080102	810080102	810080102	810080102	810080102
		Flywheel Air Clutch	810320602	810320602	810320602	810320602	810320602	810320602
-	Woodruff Key		810036302	810036302	810036302	810036302	810036302	810036302
-	Fiber Washers		980147502	980147502	980147502	980147502	980147502	980147502
-	Key Post		810029702	810029702	810029702	810029702	810029702	810029702

Refer to reference drawing on page 69.

40 and 60 Ton Two Point Straight Side Presses



**Refer to page 62 for 4W and 6W backgeared press parts.
Refer to the following pages for these parts lists:**

Air Clutch Parts (Serial #'s ≤ 29999)	page 6
Air Clutch Parts (Serial #'s ≥ 30000)	page 7
Air Brake Cylinder Parts	page 9
Rotating Cam L.S. Parts	page 20
Air Clutch Control Panel Parts (Serial #'s ≤ 29999)	page 6
Air Clutch Control Panel Parts (Serial #'s ≥ 30000)	page 7
Air Counterbalance Parts	page 17
Hand Control Parts (Serial #'s ≤ 29999)	page 5
Hand Control Parts (Serial #'s ≥ 30000)	page 7
Swivel Parts	page 5
Shut Height Indicator Parts	page 12
Power Slide Adjusting Parts	page 14

40 and 60 Ton Two Point Crankshaft Selection List

Models 4B and 4W

Stroke Length	Flywheel Air Clutch Order Number	Backgeared Air Clutch Order Number
1" Stroke	PK2233900	PK2234400
2" Stroke	PK2234000	PK2234500
3" Stroke	PK2234100	PK2234600
4" Stroke	PK2234200	PK2234700
5" Stroke	PK2234300	PK2234800

Models 6B48 and 6W48

Stroke Length	Flywheel Air Clutch Order Number	Backgeared Air Clutch Order Number
1" Stroke	PK2237900	PK2238400
2" Stroke	PK2238000	PK2238500
3" Stroke	PK2238100	PK2238600
4" Stroke	PK2238200	PK2238700
5" Stroke	PK2238300	PK2238800

Model 4SS44

Stroke Length	Flywheel Air Clutch Order Number	Backgeared Air Clutch Order Number
1" Stroke	PK2234900	PK2235400
2" Stroke	PK2235000	PK2235500
3" Stroke	PK2235100	PK2235600
4" Stroke	PK2235200	PK2235700
5" Stroke	PK2235300	PK2235800

Models 6B60 and 6W60

Stroke Length	Flywheel Air Clutch Order Number	Backgeared Air Clutch Order Number
1" Stroke	PK2238900	PK2239400
2" Stroke	PK2239000	PK2239500
3" Stroke	PK2239100	PK2239600
4" Stroke	PK2239200	PK2239700
5" Stroke	PK2239300	PK2239800

Model 4SS56

Stroke Length	Flywheel Air Clutch Order Number	Backgeared Air Clutch Order Number
1" Stroke	PK2235900	PK2236400
2" Stroke	PK2236000	PK2236500
3" Stroke	PK2236100	PK2236600
4" Stroke	PK2236200	PK2236700
5" Stroke	PK2236300	PK2236800

Models 6B76 and 6W76

Stroke Length	Flywheel Air Clutch Order Number	Backgeared Air Clutch Order Number
1" Stroke	PK2239900	PK2240400
2" Stroke	PK2240000	PK2240500
3" Stroke	PK2240100	PK2240600
4" Stroke	PK2240200	PK2240700
5" Stroke	PK2240300	PK2240800

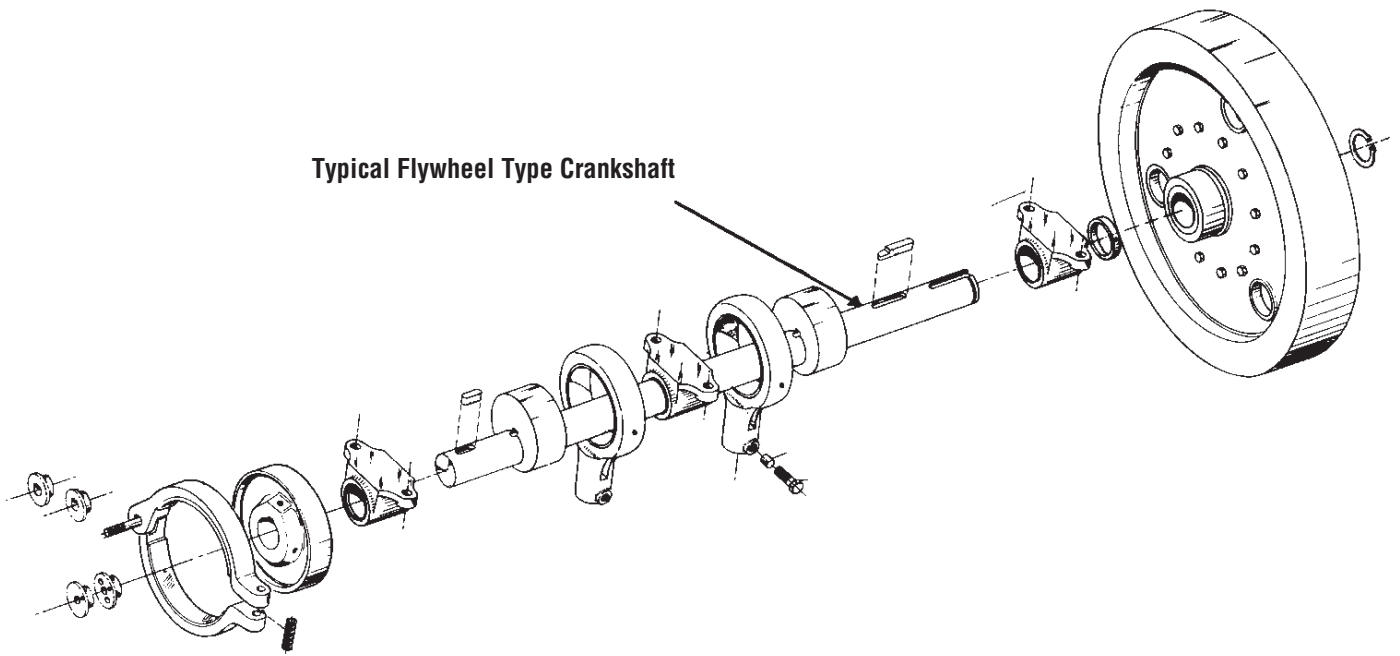
Model 4SS72

Stroke Length	Flywheel Air Clutch Order Number	Backgeared Air Clutch Order Number
1" Stroke	PK2236900	PK2237400
2" Stroke	PK2237000	PK2237500
3" Stroke	PK2237100	PK2237600
4" Stroke	PK2237200	PK2237700
5" Stroke	PK2237300	PK2237800

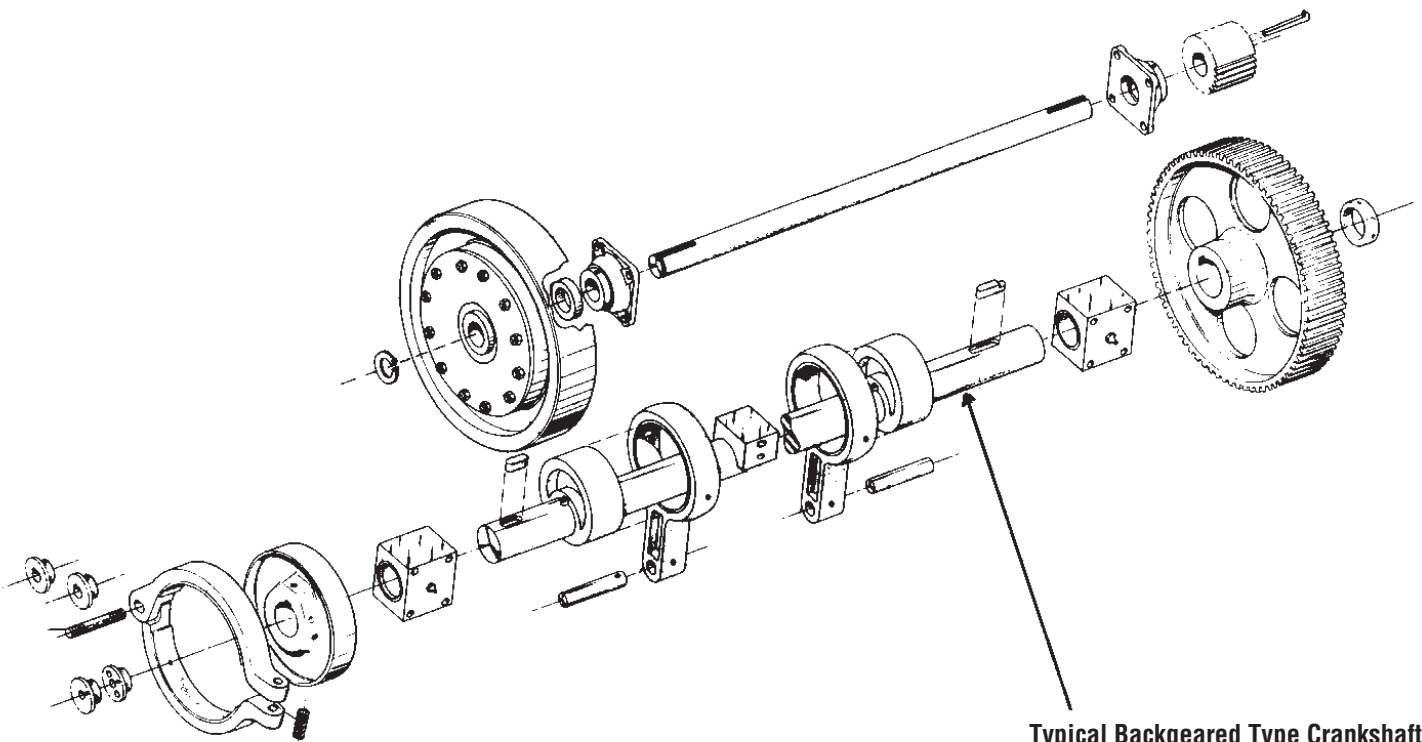
Model 6SS44

Stroke Length	Flywheel Air Clutch Order Number	Backgeared Air Clutch Order Number
1" Stroke	PK2240900	PK2241400
2" Stroke	PK2241000	PK2241500
3" Stroke	PK2241100	PK2241600
4" Stroke	PK2241200	PK2241700
5" Stroke	PK2241300	PK2241800

Typical Flywheel Type Crankshaft



Typical Backgeared Type Crankshaft



Model 6SS56

Stroke Length	Flywheel Air Clutch Order Number	Backgeared Air Clutch Order Number
1" Stroke	PK2241900	PK2242400
2" Stroke	PK2242000	PK2242500
3" Stroke	PK2242100	PK2242600
4" Stroke	PK2242200	PK2242700
5" Stroke	PK2242300	PK2242800

Model 6SS72

Stroke Length	Flywheel Air Clutch Order Number	Backgeared Air Clutch Order Number
1" Stroke	PK2242900	PK2243400
2" Stroke	PK2243000	PK2243500
3" Stroke	PK2243100	PK2243600
4" Stroke	PK2243200	PK2243700
5" Stroke	PK2243300	PK2243800

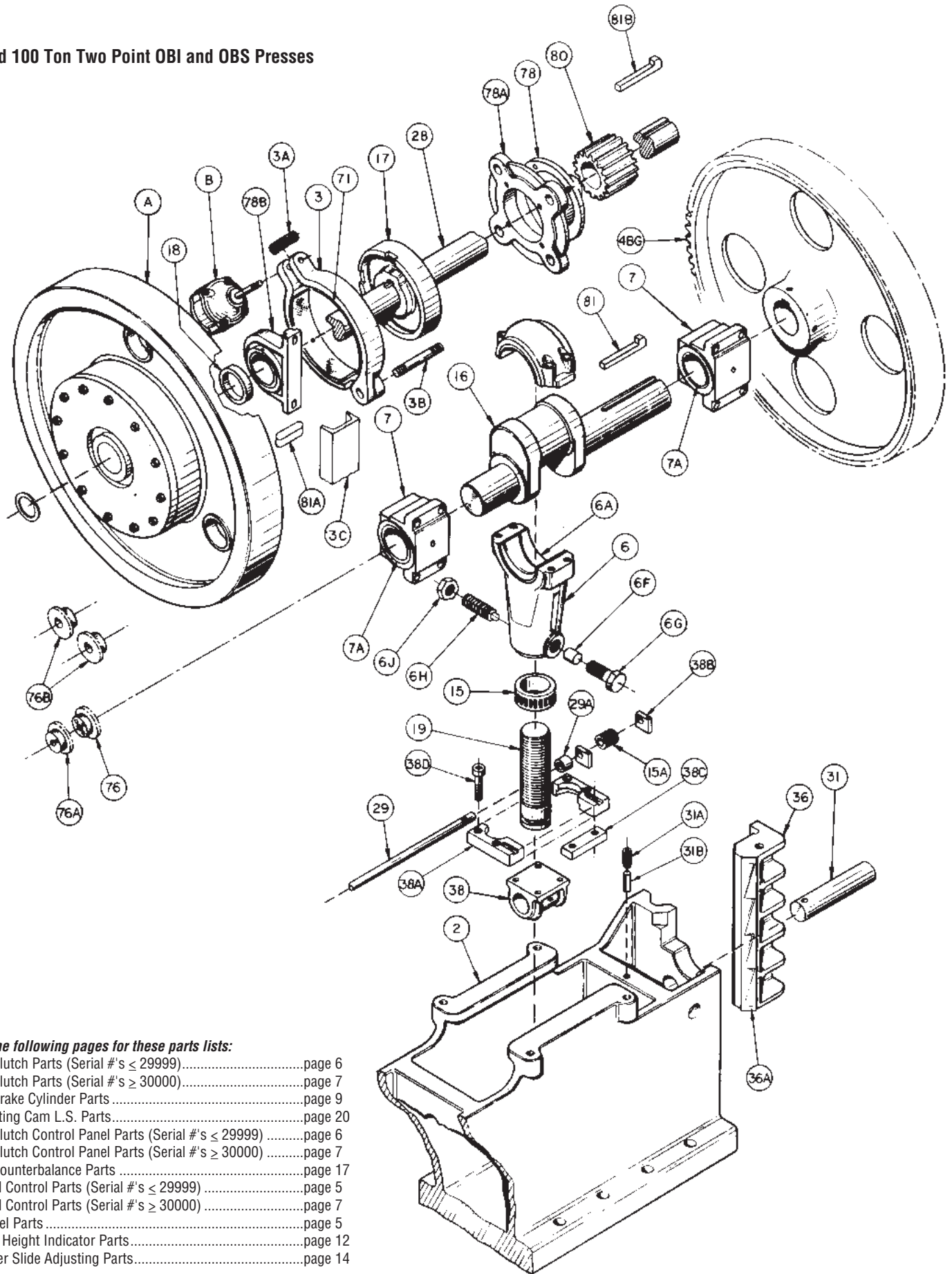
When ordering parts specify serial number and model of press.

80 and 100 Ton Two Point OBI and OBS Presses

Ref No.	Description (Number Required)	8K48, 8B48 Order Number	8K60, 8B60 Order Number	8K80, 8B80 Order Number	8K100, 8B100 Order Number	10K48, 10B48 Order Number	10K60, 10B60 Order Number	10K80, 10B80 Order Number	10K100, 10B100 Order Number
1	Frame	010932702 Std. K 010932802 +4K 010932902 +8K 010932402 Std. B 010932502 +4B 010932602 +8B Consult Factory	010933302 Std. K 010933402 +4K 010933502 +8K 010933002 Std. B 010933102 +4B 010933202 +8B Consult Factory	010933902 Std. K 010934002 +4K 010934102 +8K 010933602 Std. B 010933702 +4B 010933802 +8B Consult Factory	010934502 Std. K 010934602 +4K 010934702 +8K 010934202 Std. B 010934302 +4B 010934402 +8B Consult Factory	010932702 Std. K 010932802 +4K 010932902 +8K 010932402 Std. B 010932502 +4B 010932602 +8B Consult Factory	010933302 Std. K 010933402 +4K 010933502 +8K 010933002 Std. B 010933102 +4B 010933202 +8B Consult Factory	010933902 Std. K 010934002 +4K 010934102 +8K 010933602 Std. B 010933702 +4B 010933802 +8B Consult Factory	010934502 Std. K 010934602 +4K 010934702 +8K 010934202 Std. B 010934302 +4B 010934402 +8B Consult Factory
2	Slide	021005102 1"-5" Stroke 021005202 10B48-2 6"-8" Stroke Consult Factory	021005302 1"-5" Stroke 021005402 10B60-2 6"-8" Stroke Consult Factory	021005502 1"-5" Stroke 021005602 10B80-2 6"-8" Stroke Consult Factory	021005702 1"-5" Stroke 021005802 10B100-2 6"-8" Stroke Consult Factory	021005102 1"-5" Stroke 021005202 10B48-2 6"-8" Stroke Consult Factory	021005302 1"-5" Stroke 021005402 10B60-2 6"-8" Stroke Consult Factory	021005502 1"-5" Stroke 021005602 10B80-2 6"-8" Stroke Consult Factory	021005702 1"-5" Stroke 021005802 10B100-2 6"-8" Stroke Consult Factory
3	Brake Shoe with Lining (2) 9" Dia.	030903802	030903802	030903802	030903802	030903802	030903802	030903802	030903802
3A	Spring Brake	930315202	930315202	930315202	930315202	930315202	930315202	930315202	930315202
3B	Stud	952209882	952209882	952209882	952209882	952209882	952209882	952209882	952209882
3C	Brake Bracket	611007982	611007982	611007982	611007982	611007982	611007982	611007982	611007982
4BG	Bull Gear	460011502 6-4C	460011502 6-4C	460011502 6-4C	460011502 6-4C	460011502 6-4C	460011502 6-4C	460011502 6-4C	460011502 6-4C
6	Conn. Rod and Cap with Bushing	060014282 6-6 060021482 w/ pwr.adj.	060014282 6-6 060021482 w/ pwr.adj.	060014282 6-6 060021482 w/ pwr.adj.	060014282 6-6 060021482 w/ pwr.adj.	060014282 6-6 060021482 w/ pwr.adj.	060014282 6-6 060021482 w/ pwr.adj.	060014282 6-6 060021482 w/ pwr.adj.	060014282 6-6 060021482 w/ pwr.adj.
6A	Conn. Rod Bushing (Split)	750056782	750056782	750056782	750056782	750056782	750056782	750056782	750056782
6F	Nylon Insert	830128902	830128902	830128902	830128902	830128902	830128902	830128902	830128902
6G	Hex Head Cap Screw	900128802	900128802	900128802	900128802	900128802	900128802	900128802	900128802
6H	Spring Plunger	930922002	930922002	930922002	930922002	930922002	930922002	930922002	930922002
6J	Hex Jam Nut - Heavy	850260902	850260902	850260902	850260902	850260902	850260902	850260902	850260902
7	Bearing Block each with Bushing	070016102 8B-7	070016102 8B-7	070016102 8B-7	070016102 8B-7	070016102 8B-7	070016102 8B-7	070016102 8B-7	070016102 (3) 070144302 (1) 6-7

Chart continued on page 74.
Refer to reference drawing on page 73.

80 and 100 Ton Two Point OBI and OBS Presses



Refer to the following pages for these parts lists:

Air Clutch Parts (Serial #'s < 29999)page 6
Air Clutch Parts (Serial #'s ≥ 30000)page 7
Air Brake Cylinder Partspage 9
Rotating Cam L.S. Partspage 20
Air Clutch Control Panel Parts (Serial #'s < 29999)page 6
Air Clutch Control Panel Parts (Serial #'s ≥ 30000)page 7
Air Counterbalance Partspage 17
Hand Control Parts (Serial #'s < 29999)page 5
Hand Control Parts (Serial #'s ≥ 30000)page 7
Swivel Partspage 5
Shut Height Indicator Partspage 12
Power Slide Adjusting Partspage 14

80 and 100 Ton Two Point OBI and OBS Presses *continued*

Ref No.	Description (Number Required)	8K48, 8B48 Order Number	8K60, 8B60 Order Number	8K80, 8B80 Order Number	8K100, 8B100 Order Number	10K48, 10B48 Order Number	10K60, 10B60 Order Number	10K80, 10B80 Order Number	10K100, 10B100 Order Number
7A	Bearing Block Bushing each (Reboring Required)	7500550B2	7500550B2	7500550B2	7500550B2	7500554B2	7500554B2	7500554B2	7500554B2
15	Worm Gear	1500326B2	1500326B2	1500326B2	1500326B2	1500326B2	1500326B2	1500326B2	1500326B2
15A	Worm	790079102	790079102	790079102	790079102	790079102	790079102	790079102	790079102
16-20	Crankshaft	2000250C2	2000250C2	2000250C2	2000250C2	2000258C2	2000258C2	2000258C2	2000258C2
		8S-1620-1	8S-1620-1	8S-1620-1	8S-1620-1	10S-1620-1	10S-1620-1	10S-1620-1	10S-1620-1
		2000251C2	2000251C2	2000251C2	2000251C2	2000259C2	2000259C2	2000259C2	2000259C2
		8S-1620-2	8S-1620-2	8S-1620-2	8S-1620-2	10S-1620-2	10S-1620-2	10S-1620-2	10S-1620-2
		2000252C2	2000252C2	2000252C2	2000252C2	2000260C2	2000260C2	2000260C2	2000260C2
		8S-1620-3	8S-1620-3	8S-1620-3	8S-1620-3	10S-1620-3	10S-1620-3	10S-1620-3	10S-1620-3
		2000253C2	2000253C2	2000253C2	2000253C2	2000261C2	2000261C2	2000261C2	2000261C2
8S-1620-4	8S-1620-4	8S-1620-4	8S-1620-4	10S-1620-4	10S-1620-4	10S-1620-4	10S-1620-4		
17	Brake Hub (9" Dia.)	2000254C2	2000254C2	2000254C2	2000254C2	2000262C2	2000262C2	2000262C2	2000262C2
		8S-1620-5	8S-1620-5	8S-1620-5	8S-1620-5	10S-1620-5	10S-1620-5	10S-1620-5	10S-1620-5
		2000255C2	2000255C2	2000255C2	2000255C2	2000263C2	2000263C2	2000263C2	2000263C2
8S-1620-6	8S-1620-6	8S-1620-6	8S-1620-6	10S-1620-6	10S-1620-6	10S-1620-6	10S-1620-6		
18	Flywheel Collar	2000256C2	2000256C2	2000256C2	2000256C2	2000264C2	2000264C2	2000264C2	2000264C2
		8S-1620-7	8S-1620-7	8S-1620-7	8S-1620-7	10S-1620-7	10S-1620-7	10S-1620-7	10S-1620-7
19	Adjusting Screw	2000257C2	2000257C2	2000257C2	2000257C2	2000265C2	2000265C2	2000265C2	2000265C2
		8S-1620-8	8S-1620-8	8S-1620-8	8S-1620-8	10S-1620-8	10S-1620-8	10S-1620-8	10S-1620-8
28	Backshaft 2 1/2" Dia.	2800407C2	2801241C2	2801490C2	2801450C2	2800407C2	2801241C2	2801490C2	2801450C2
29	Worm Shaft	2900417B2	2900419B2	2900421B2	2900377B2	2900417B2	2900419B2	2900421B2	2900377B2
		41" Lg.	53" Lg.	73" Lg.	93" Lg.	41" Lg.	53" Lg.	73" Lg.	93" Lg.

Chart continued on page 75.

Refer to reference drawing on page 73.

80 and 100 Ton Two Point OBI and OBS Presses *continued*

Ref No.	Description (Number Required)	8K48, 8B48 Order Number	8K60, 8B60 Order Number	8K80, 8B80 Order Number	8K100, 8B100 Order Number	10K48, 10B48 Order Number	10K60, 10B60 Order Number	10K80, 10B80 Order Number	10K100, 10B100 Order Number
29A	Worm Shaft Collar 3/4" I.D. x 3/8" Lg.	740064602	740064602	740064602	740064602	740064602	740064602	740064602	740064602
31	Wrist Pin Changed To 3/4 At S/N 1700	3109116B2 3110431B2	3109116B2 3110431B2	3109116B2 3110431B2	3109116B2 3110431B2	3109116B2 3110431B2	3109116B2 3110431B2	3109116B2 3110431B2	3109116B2 3110431B2
31A	Socket Set Screw Dog Pt.	900223202	900223202	900223202	900223202	900223202	900223202	900223202	900223202
31B	Dowel Pin (Pull)	860266402	860266402	860266402	860266402	860266402	860266402	860266402	860266402
36	Gib with Liners (2)	3609739C2 6B-36	3609739C2 6B-36	3609739C2 6B-36	3609739C2 6B-36	3609739C2 6B-36	3609739C2 6B-36	3609739C2 6B-36	3609739C2 6B-36
36A	Gib Liners (4)	3609740B2	3609740B2	3609740B2	3609740B2	3609740B2	3609740B2	3609740B2	3609740B2
36B	Gib Liner Epoxy Kit	710110302	710110302	710110302	710110302	710110302	710110302	710110302	710110302
38	Adjusting Screw Blocks Change To 2 3/4 At S/N 1700	3800210B2 4-38 3810215C2 10215-C	3800210B2 4-38 3810215C2 10215-C	3800210B2 4-38 3810215C2 10215-C	3800210B2 4-38 3810215C2 10215-C	3800210B2 4-38 3810215C2 10215-C	3800210B2 4-38 3810215C2 10215-C	3800210B2 4-38 3810215C2 10215-C	3800210B2 4-38 3810215C2 10215-C
38A	Adjusting Screw Block Caps	3800457B2	3800457B2	3800457B2	3800457B2	3800457B2	3800457B2	3800457B2	3800457B2
38B	Worm Shaft Bearing	3500451B2	3500451B2	3500451B2	3500451B2	3500451B2	3500451B2	3500451B2	3500451B2
38C	Nut Bar	3800831A2	3800831A2	3800831A2	3800831A2	3800831A2	3800831A2	3800831A2	3800831A2
38D	Socket Head Cap Screw	900121102	900121102	900121102	900121102	900121102	900121102	900121102	900121102
42	Motor Bracket	4201562B2 10B-42T	4201562B2 10B-42T	4201562B2 10B-42T	4201562B2 10B-42T	4201562B2 10B-42T	4201562B2 10B-42T	4201562B2 10B-42T	4201562B2 10B-42T
60	Floor Legs (2)	6000236D2 10-60 RH 6000237D2 10-60 LH	6000236D2 10-60 RH 6000237D2 10-60 LH	6000236D2 10-60 RH 6000237D2 10-60 LH	6000236D2 10-60 RH 6000237D2 10-60 LH	6000236D2 10-60 RH 6000237D2 10-60 LH	6000236D2 10-60 RH 6000237D2 10-60 LH	6000236D2 10-60 RH 6000237D2 10-60 LH	6000236D2 10-60 RH 6000237D2 10-60 LH

Chart continued on page 76.
Refer to reference drawing on page 73.

Consult Factory

80 and 100 Ton Two Point OBI and OBS Presses *continued*

Ref No.	Description (Number Required)	8K48, 8B48 Order Number	8K60, 8B60 Order Number	8K80, 8B80 Order Number	8K100, 8B100 Order Number	10K48, 10B48 Order Number	10K60, 10B60 Order Number	10K80, 10B80 Order Number	10K100, 10B100 Order Number
71	Brake Lining (2)	0310069B2	0310069B2	0310069B2	0310069B2	0310069B2	0310069B2	0310069B2	0310069B2
71A	Not Sold								
76	Sprocket (3 holes)	7610551A2	7610551A2	7610551A2	7610551A2	7610551A2	7610551A2	7610551A2	7610551A2
76A	Sprocket (1 hole)	7610550A2	7610550A2	7610550A2	7610550A2	7610550A2	7610550A2	7610550A2	7610550A2
76B	L.S. Sprocket (2)	760291902	760291902	760291902	760291902	760291902	760291902	760291902	760291902
78	Flange Cartridge Unit	740081302	740081302	740081302	740081302	740081302	740081302	740081302	740081302
78A	Bearing Adapter	0709743B2 10B-78B	0709743B2 10B-78B	0709743B2 10B-78B	0709743B2 10B-78B	0709743B2 10B-78B	0709743B2 10B-78B	0709743B2 10B-78B	0709743B2 10B-78B
78B	Backshaft Center Bearing	740054602	740054602	740054602	740054602	740054602	740054602	740054602	740054602
80	Pinion	4700505B2 w/ kw 4700505B1 w/o kw	4700505B2 w/ kw 4700505B1 w/o kw	4700505B2 w/ kw 4700505B1 w/o kw	4700505B2 w/ kw 4700505B1 w/o kw	4700505B2 w/ kw 4700505B1 w/o kw	4700505B2 w/ kw 4700505B1 w/o kw	4700505B2 w/ kw 4700505B1 w/o kw	4700505B2 w/ kw 4700505B1 w/o kw
81	Gear Gib Key	810321202	810321202	810321202	810321202	810321202	810321202	810321202	810321202
81A	Brake Hub Key	810084502	810084502	810084502	810084502	810084502	810084502	810084502	810084502
81B	Pinion Gib Key	810321102	810321102	810321102	810321102	810321102	810321102	810321102	810321102

Refer to reference drawing on page 73.

80 and 100 Ton Two Point Straight Side Presses

Ref No.	Description (Number Required)	8SS40 Order Number	8SS60 Order Number	8SS80 Order Number	8SS100 Order Number	10SS40 Order Number	10SS60 Order Number	10SS80 Order Number	10SS100 Order Number
1B	Bed	5700073D2 10S40-1B Consult Factory	5700077D2 10S60-1B Consult Factory	5700080D2 10S80-1B Consult Factory	5700083D2 10S100-1B Consult Factory	5700073D2 10S40-1B Consult Factory	5700077D2 10S60-1B Consult Factory	5700080D2 10S80-1B Consult Factory	5700083D2 10S100-1B Consult Factory
1C	Crown	5509605D2 8S40-1C Consult Factory	5509601D2 8S60-1C Consult Factory	5509603D2 8S80-1C Consult Factory	5509607D2 8S100-1C Consult Factory	5509606D2 10S40-1C Consult Factory	5509602D2 10S60-1C Consult Factory	5509604D2 10S80-1C Consult Factory	5509608D2 10S100-1C Consult Factory
2	Slide	0209609D2 10S40-2 Consult Factory	0209611D2 10S60-2 Consult Factory	0209612D2 10S80-2 Consult Factory	0209613D2 10S100-2 Consult Factory	0209609D2 10S40-2 Consult Factory	0209611D2 10S60-2 Consult Factory	0209612D2 10S80-2 Consult Factory	0209613D2 10S100-2 Consult Factory
3	Brake Shoe with Lining (2) 9" Dia.	0309038C2	0309038C2	0309038C2	0309038C2	0309038C2	0309038C2	0309038C2	0309038C2
3A	Spring Brake	9303152D2	9303152D2	9303152D2	9303152D2	9303152D2	9303152D2	9303152D2	9303152D2
3B	Stud	9500829B2	9500829B2	9500829B2	9500829B2	9500829B2	9500829B2	9500829B2	9500829B2
3C	Brake Bracket Rectangle Tube	NOT AVAILABLE	6110080B2	6110080B2	6110080B2	NOT AVAILABLE	6110080B2	6110080B2	6110080B2
4BG	Bull Gear	4600111C2 4-4C	4600111C2 4-4C	4600111C2 4-4C	4600111C2 4-4C	4600115C2 6-4C	4600115C2 6-4C	4600115C2 6-4C	4600115C2 6-4C
6	Conn. Rod with Bushing 6-6	0600142B2 0600214B2 w/pwr. adj.	0600142B2 0600214B2 w/pwr. adj.	0600142B2 0600214B2 w/pwr. adj.	0600142B2 0600214B2 w/pwr. adj.	0600142B2 0600214B2 w/pwr. adj.	0600142B2 0600214B2 w/pwr. adj.	0600142B2 0600214B2 w/pwr. adj.	0600142B2 0600214B2 w/pwr. adj.
6A	Conn. Rod Bushing Split	7500567B2	7500567B2	7500567B2	7500567B2	7500567B2	7500567B2	7500567B2	7500567B2
6F	Nylon Insert	8301289D2	8301289D2	8301289D2	8301289D2	8301289D2	8301289D2	8301289D2	8301289D2
6G	Socket Set Screw	9001620D2	9001620D2	9001620D2	9001620D2	9001620D2	9001620D2	9001620D2	9001620D2
6H	Spring Plunger	9309220D2	9309220D2	9309220D2	9309220D2	9309220D2	9309220D2	9309220D2	9309220D2
6J	Hex Jam Nut - Heavy	8502609D2	8502609D2	8502609D2	8502609D2	8502609D2	8502609D2	8502609D2	8502609D2
7	Bearing Block each with Bushings	0700158C2 4S-7	0700158C2 4S-7	0700158C2 4S-7	0700158C2 4S-7	0700159C2 6S-7	0700159C2 6S-7	0700159C2 6S-7	0700159C2 6S-7
7A	Bearing Block Bushing (Reboring Required)	7500550B2 3 3/4" I.D. x 5" Lg.	7500550B2 3 3/4" I.D. x 5" Lg.	7500550B2 3 3/4" I.D. x 5" Lg.	7500550B2 3 3/4" I.D. x 5" Lg.	7500554B2 4 1/4" I.D. x 5" Lg.	7500554B2 4 1/4" I.D. x 5" Lg.	7500554B2 4 1/4" I.D. x 5" Lg.	7500554B2 4 1/4" I.D. x 5" Lg.

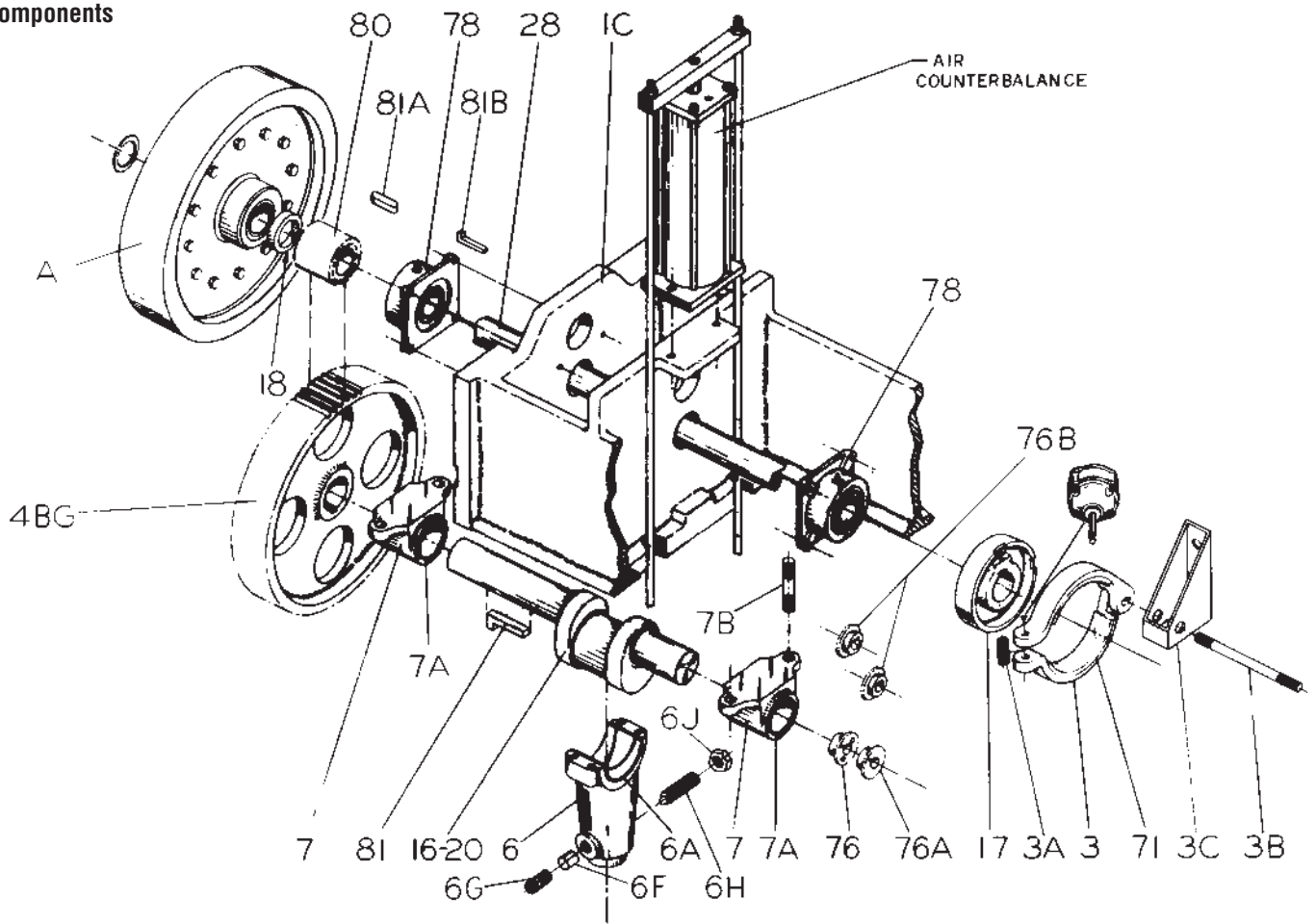
Chart continued on page 78.
Refer to reference drawing on page 79.

80 and 100 Ton Two Point Straight Side Presses *continued*

Ref No.	Description (Number Required)	8SS-40 Order Number	8SS-60 Order Number	8SS-80 Order Number	8SS-100 Order Number	10SS-40 Order Number	10SS-60 Order Number	10SS-80 Order Number	10SS-100 Order Number
7B	Bearing Block Stud	9501563A2	9501563A2	9501563A2	9501563A2	9501563A2	9501563A2	9501563A2	9501563A2
15	Worm Gear	1500326B2	1500326B2	1500326B2	1500326B2	1500326B2	1500326B2	1500326B2	1500326B2
15A	Worm (Bostrom G.)	790079102	790079102	790079102	790079102	790079102	790079102	790079102	790079102
16-20	Crank-shaft 1" Stroke	2000250C2	2000250C2	2000250C2	2000250C2	2000258C2	2000258C2	2000258C2	2000258C2
		8S-1620-1	8S-1620-1	8S-1620-1	8S-1620-1	10S-1620-1	10S-1620-1	10S-1620-1	10S-1620-1
	2" Stroke	2000251C2	2000251C2	2000251C2	2000251C2	2000259C2	2000259C2	2000259C2	2000259C2
		8S-1620-2	8S-1620-2	8S-1620-2	8S-1620-2	10S-1620-2	10S-1620-2	10S-1620-2	10S-1620-2
	3" Stroke	2000252C2	2000252C2	2000252C2	2000252C2	2000260C2	2000260C2	2000260C2	2000260C2
		8S-1620-3	8S-1620-3	8S-1620-3	8S-1620-3	10S-1620-3	10S-1620-3	10S-1620-3	10S-1620-3
	4" Stroke	2000253C2	2000253C2	2000253C2	2000253C2	2000261C2	2000261C2	2000261C2	2000261C2
		8S-1620-4	8S-1620-4	8S-1620-4	8S-1620-4	10S-1620-4	10S-1620-4	10S-1620-4	10S-1620-4
5" Stroke	2000254C2	2000254C2	2000254C2	2000254C2	2000262C2	2000262C2	2000262C2	2000262C2	
	8S-1620-5	8S-1620-5	8S-1620-5	8S-1620-5	10S-1620-5	10S-1620-5	10S-1620-5	10S-1620-5	
6" Stroke	2000255C2	2000255C2	2000255C2	2000255C2	2000263C2	2000263C2	2000263C2	2000263C2	
	8S-1620-6	8S-1620-6	8S-1620-6	8S-1620-6	10S-1620-6	10S-1620-6	10S-1620-6	10S-1620-6	
7" Stroke	2000256C2	2000256C2	2000256C2	2000256C2	2000264C2	2000264C2	2000264C2	2000264C2	
	8S-1620-7	8S-1620-7	8S-1620-7	8S-1620-7	10S-1620-7	10S-1620-7	10S-1620-7	10S-1620-7	
8" Stroke	2000257C2	2000257C2	2000257C2	2000257C2	2000265C2	2000265C2	2000265C2	2000265C2	
	8S-1620-8	8S-1620-8	8S-1620-8	8S-1620-8	10S-1620-8	10S-1620-8	10S-1620-8	10S-1620-8	
17	Brake Hub (9" Dia.) 2 1/2" Bore	1710072B2	1710072B2	1710072B2	1710072B2	1710072B2	1710072B2	1710072B2	
18	Flywheel Collar	1800341B2	1800341B2	1800341B2	1800341B2	1800341B2	1800341B2	1800341B2	
19	Adjusting Screw	1900348B2	1900348B2	1900348B2	1900348B2	1900348B2	1900348B2	1900348B2	
28	Backshaft	2800406C2	2800406C2	2800406C2	2800406C2	2800406C2	2800406C2	2800406C2	
29	Worm Shaft	2900416B2	2900416B2	2900416B2	2900416B2	2900416B2	2900416B2	2900416B2	

*Chart continued on page 80.
Refer to reference drawing on page 79.*

Drive Components



80 and 100 Ton Two Point Straight Side Presses *continued*

Ref No.	Description (Number Required)	8SS-40 Order Number	8SS-60 Order Number	8SS-80 Order Number	8SS-100 Order Number	110SS-40 Order Number	10SS-60 Order Number	10SS-80 Order Number	10SS-100 Order Number
29A	Worm Shaft Collar	740064602	740064602	740064602	740064602	740064602	740064602	740064602	740064602
31	Wrist Pin Change To 2 ³ / ₄ " At S/N 17000	310911682	310911682	310911682	310911682	310911682	310911682	310911682	310911682
		3110217B2	3110217B2	3110217B2	3110217B2	3110217B2	3110217B2	3110217B2	3110217B2
31A	Pipe Plug	870243002	860243002	860243002	860243002	860243002	860243002	860243002	860243002
31B	Dowel Pin (Pull)	860266502	860266502	860266502	860266502	860266502	860266502	860266502	860266502
36	³ / ₈ "-16TAP Gibs with Liners	3604144C2 8S-36	3604144C2 8S-36	3604144C2 8S-36	3604144C2 8S-36	3604144C2 8S-36	3604144C2 8S-36	3604144C2 8S-36	3604144C2 8S-36
36A	Gib Liners (4)	3600687B2	3600687B2	3600687B2	3600687B2	3600687B2	3600687B2	3600687B2	3600687B2
36B	Gib Liner Epoxy Kit	710110302	710110302	710110302	710110302	710110302	710110302	710110302	710110302
38	Adjusting Screw Blocks Change To 2 ³ / ₄ " At S/N 17000	3800210B2 4-38 ¹⁾	3800210B2 4-38 ¹⁾	3800210B2 4-38 ¹⁾	3800210B2 4-38 ¹⁾	3800210B2 4-38 ¹⁾	3800210B2 4-38 ¹⁾	3800210B2 4-38 ¹⁾	3800210B2 4-38 ¹⁾
		3810215C2 10215-C	3810215C2 10215-C	3810215C2 10215-C	3810215C2 10215-C	3810215C2 10215-C	3810215C2 10215-C	3810215C2 10215-C	3810215C2 10215-C
38A	Adjusting Screw Block Caps	3800457B2	3800457B2	3800457B2	3800457B2	3800457B2	3800457B2	3800457B2	3800457B2
38B	Worm Shaft Bearings	3500451B2	3500451B2	3500451B2	3500451B2	3500451B2	3500451B2	3500451B2	3500451B2
38C	Nut Bar	3800831A2	3800831A2	3800831A2	3800831A2	3800831A2	3800831A2	3800831A2	3800831A2
38D	Socket Head Cap Screw	900121102	900121102	900121102	900121102	900121102	900121102	900121102	900121102
42	Motor Bracket	4200220C2 32-42BG	4200220C2 32-42BG	4200220C2 32-42BG	4200220C2 32-42BG	4200220C2 32-42BG	4200220C2 32-42BG	4200220C2 32-42BG	4200220C2 32-42BG
-	Motor Bracket Support	4201592B2	4201592B2	4201592B2	4201592B2	4201592B2	4201592B2	4201592B2	4201592B2

¹⁾ Consult Factory.
Chart continued on page 81.
Refer to reference drawing on page 79.

80 and 100 Ton Two Point Straight Side Presses *continued*

Ref No.	Description (Number Required)	8SS40 Order Number	8SS60 Order Number	8SS80 Order Number	8SS100 Order Number	10SS40 Order Number	10SS60 Order Number	10SS80 Order Number	10SS100 Order Number
60	Legs (2)	6000503B2 8S-60	6000503B2 8S-60	6000503B2 8S-60	6000503B2 8S-60	6000503B2 8S-60	6000503B2 8S-60	6000503B2 8S-60	16000503B2 8S-60
71	Brake Lining (2)	0310069B2	0310069B2	0310069B2	0310069B2	0310069B2	0310069B2	0310069B2	0310069B2
71A	Not Sold								
76	Sprocket 3 Holes	7610765A2	7610551A2	7610551A2	7610551A2	7610765A2	7610551A2	7610551A2	7610551A2
76A	Sprocket 1 Hole	7610766A2	7610550A2	7610550A2	7610550A2	7610766A2	7610550A2	7610550A2	7610550A2
76B	L.S. Sprocket (2)	760291902	760291902	760291902	760291902	760291902	760291902	760291902	760291902
78	Backshaft Bearing	740054702	740054702	740054702	740054702	740054702	740054702	740054702	740054702
80	Pinion	4700505B2 w/kw 4700505B1 w/o kw	4700505B2 w/kw 4700505B1 w/o kw	4700505B2 w/kw 4700505B1 w/o kw	4700505B2 w/kw 4700505B1 w/o kw	4700505B2 w/kw 4700505B1 w/o kw	4700505B2 w/kw 4700505B1 w/o kw	4700505B2 w/kw 4700505B1 w/o kw	4700505B2 w/kw 4700505B1 w/o kw
81	Gear Gib Key	810321202	810321202	810321202	810321202	810321202	810321202	810321202	810321202
81A	Spline and Brake Hub Key	810084502	810084502	810084502	810084502	810084502	810084502	810084502	810084502
81B	Pinion Gib Key	810321202	810321202	810321202	810321202	810321202	810321202	810321202	810321202
-	Key Post	810029802	810029802	810029802	810029802	810029802	810029802	810029802	810029802

Refer to reference drawing on page 79.

150 to 300 Ton Two Point OBI, OBS, and Straight Side Presses

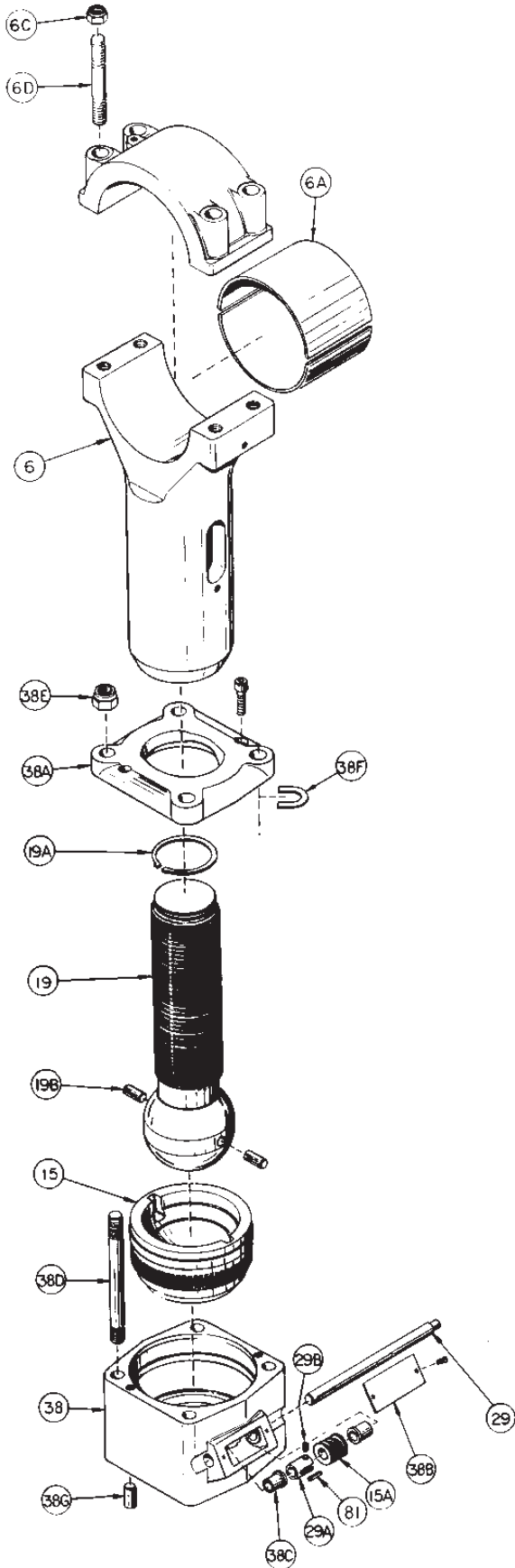
Ref No.	Description (Number Required)		B2-, G2-, S2-150	B2-, G2-, S2-250	
			B2-, G2-, S2-200 Order Number	B2-, G2-, S2-300 Order Number	
2	Slide	Front - Back (in.)	36 - 60	000241100	000241100
			36 - 72	000241400	000241400
			36 - 96	000241700	000241700
			36 - 120	000242000	000242000
			36 - 144	000242300	000242300
		Front - Back (in.)	42 - 60	000241200	000241200
			42 - 72	000241500	000241500
			42 - 96	000241800	000241800
			42 - 120	000242100	000242100
			42 - 144	000242400	000242400
		Front - Back (in.)	48 - 60	000241300	000241300
			48 - 72	000241600	000241600
			48 - 96	000241900	000241900
			48 - 120	000242200	000242200
			48 - 144	000242500	000242500
		<i>Consult Factory</i>	<i>Consult Factory</i>		
6	Conn. Rod and Cap with Bushing		06010693C2 10693-C	0610505C2 10505-C	
6A	Conn. Rod Bushing (Split)		7510659B2	7510539B2	
6C	Heavy Locknut (4)		850130302	850130302	
6D	Stud (4)		9511234A2	9511234A2	
15	Saddle		7410657C2	7410502C2	
15A	Worm (Boston G.)		790956802	790956802	
19	Adjusting Screw		1910699C2	1910501C2	
19A	Retaining Ring (Truarc)		890285302	890285102	
19B	Pull Dowell Pin (2) 3		860266502	860266502	
29	Worm Shaft 3/4" Dia.	One Point	NOT AVAILABLE	2910611B2	
		Two Point	2910654B2 2910508B2	2910654B2 2910508B2	
29A	Spacer		4510507A2	4510507A2	
29B	Socket Set Screw Cup Pt.		900224302	900224302	
38	Saddle Housing		3810696C2 10696-C	3810503C2 10503-C	
38A	Adjusting Screw Retainer		3810695C2 10695-C	3810504C2 10504-C	

Ref No.	Description (Number Required)	B2-, G2-, S2-150	B2-, G2-, S2-250
		B2-, G2-, S2-200 Order Number	B2-, G2-, S2-300 Order Number
38B	Cover	4310511A2	4310511A2
38C	Flange Bushing	750956902	750956902
38D	Stud (4)	9511235A2	9511233A2
38E	Heavy Locknut (4)	850130302	850130302
38F	Laminated Shim (4)	7010509C2	7010509C2
38G	Dowel Pin (2)	860267402	860267402
81	Worm Key	810265402	810265402

Refer to reference drawing on page 83.

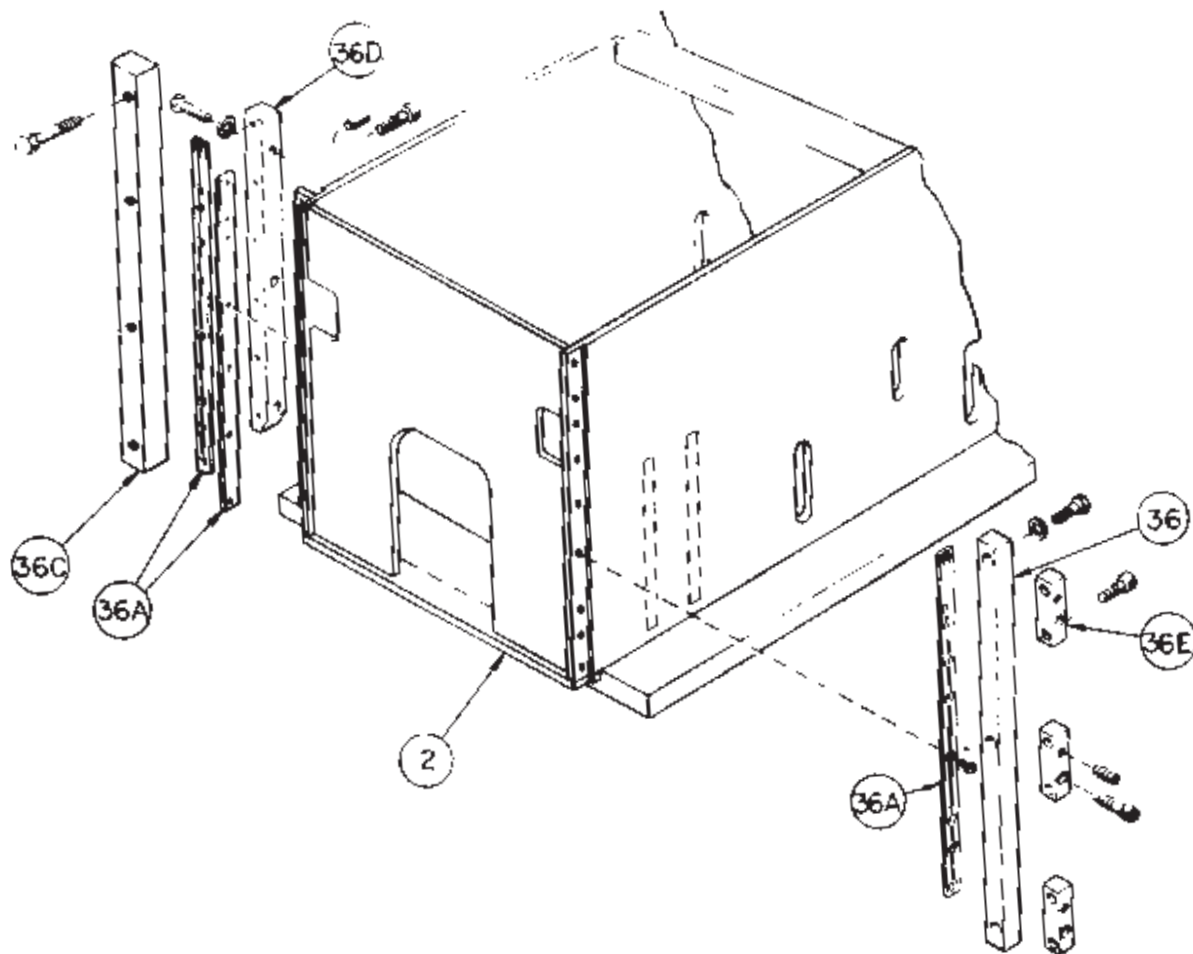
Chart continued next column.

When ordering parts specify serial number and model of press.



150 to 300 Ton Gib Parts

Ref No.	Description (Number Required)	150 to 300 Ton Order Number
36	Front Gib	3610518C2
36A	Wear Strip	3610519C2
36C	Rear Gib	3610520B2
36D	Gib Block (Rear Slide)	3610517C2
36E	Gib Backing Block	3610516B2
-	Brass Pan Head Cap Screws	900437902
-	Brass Dowel Pin	860266902



When ordering parts specify serial number and model of press.

150 to 300 Ton Two Point Drive Component Parts

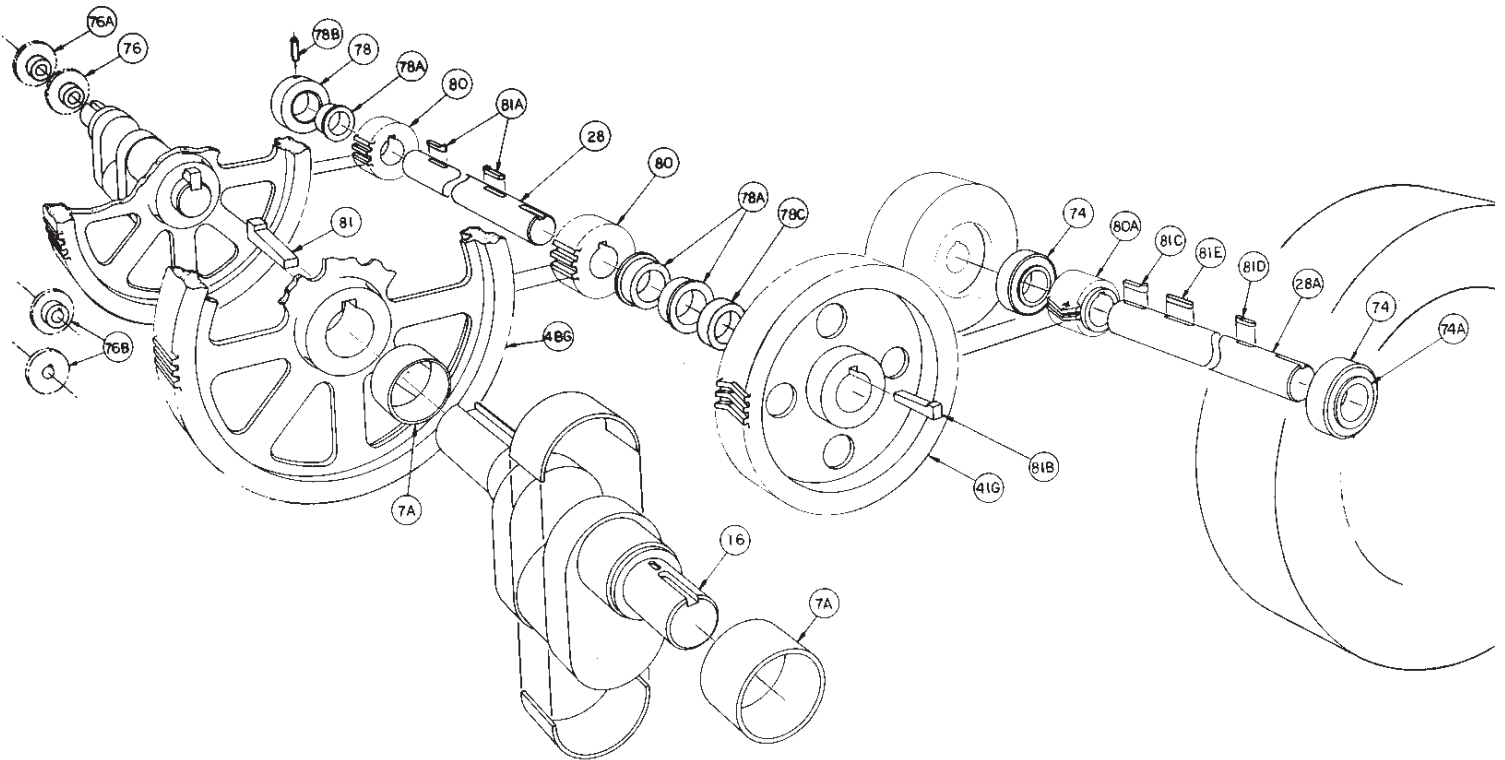
Ref No.	Description (Number Required)	150 and 200 Ton Order Number	250 Ton Order Number	300 Ton Order Number
41G	Intermediate Gear	20-25 s.p.m. 4610529B2 65T.	4610529B2 65T.	4610529B2 65T.
		20-40, 25-50, 30, 35, and 40 s.p.m. 4610527B2	4610527B2	4610527B2
		30-60, 45 {25-50, 35, 50, 40-60} ¹⁾ s.p.m. 4610682B2	4610682B2	4610682B2
4BG	Main Gear	4610692C2	4610692C2	4610526C2
7A	Main Bearing Bushing	7510658B2	7510538B2	7510538B2
–	Dowel Pin	860267902	860267902	860267902
60	Floor Legs (2) Right to Left Only	NOT AVAILABLE	NOT AVAILABLE	NOT AVAILABLE
16	Crankshaft (*Backgeared Presses with Extension) <i>For 60" R-L Presses, Crankshafts are shorter.</i>	4" Stroke 2010921C2* 2010927C2 <i>Consult Factory</i>	2011317C2* 2011323C2 <i>Consult Factory</i>	2010621C2* 2010851C2 <i>Consult Factory</i>
		6" Stroke 2010922C2* 2010928C2 <i>Consult Factory</i>	2011318C2* 2011324C2 <i>Consult Factory</i>	2010622C2* 2010852C2 <i>Consult Factory</i>
		8" Stroke 2010923C2* 2010929C2 <i>Consult Factory</i>	2011319C2* 2011325C2 <i>Consult Factory</i>	2010525C2* 2010853C2 <i>Consult Factory</i>
		10" Stroke 2010924C2* 2010930C2 <i>Consult Factory</i>	2011320C2* 2011326C2 <i>Consult Factory</i>	2010623C2* 2010854C2 <i>Consult Factory</i>
		12" Stroke 2010925C2* 2010931C2 <i>Consult Factory</i>	2011321C2* 2011327C2 <i>Consult Factory</i>	2010624C2* 2010855C2 <i>Consult Factory</i>
		14" Stroke 2010926C2* 2010932C2 <i>Consult Factory</i>	2011322C2* 2011328C2 <i>Consult Factory</i>	2010625C2* 2010856C2 <i>Consult Factory</i>
28	Intermediate Shaft	60 Model 2811476B2 <i>Consult Factory</i>	2811390B2 <i>Consult Factory</i>	2811390B2 <i>Consult Factory</i>
		72 Model 2811477B2 <i>Consult Factory</i>	2811391B2 <i>Consult Factory</i>	2811391B2 <i>Consult Factory</i>
		96 Model 2811478B2 <i>Consult Factory</i>	2811392B2 <i>Consult Factory</i>	2811392B2 <i>Consult Factory</i>
		120 Model 2811479B2 <i>Consult Factory</i>	2811393B2 <i>Consult Factory</i>	2811393B2 <i>Consult Factory</i>
		144 Model 2811480B2 <i>Consult Factory</i>	2811394B2 <i>Consult Factory</i>	2811394B2 <i>Consult Factory</i>
28A	Drive Shaft	2810709B2	2810702B2	2810702B2
74	Bearing	740967302	740967302	740967302
74A	Bearing Adapter Only	740328702	740328702	740328702

¹⁾ Used on presses built after 1978.

Chart continued on page 87.

Refer to reference drawing on page 86.

150 to 300 Ton Two Point Drive Components



Refer to the following pages for these parts lists:

Air Clutch Parts (Serial #'s ≤ 29999)	page 6
Air Clutch Parts (Serial #'s ≥ 30000)	page 7
Disc Brake Parts (Serial #'s ≤ 29999)	page 11
Air Brake Cylinder Parts	page 9
Rotating Cam L.S. Parts	page 20
Air Clutch Control Panel Parts (Serial #'s ≤ 29999)	page 6
Air Clutch Control Panel Parts (Serial #'s ≥ 30000)	page 7
Air Counterbalance Parts	page 17

Hand Control Parts (Serial #'s ≤ 29999)	page 5
Hand Control Parts (Serial #'s ≥ 30000)	page 7
Swivel Parts	page 5
Shut Height Indicator Parts	page 12
Power Slide Adjusting Parts	page 14
Slide Adjusting Screw Parts	page 13
Flywheel Brake Parts	page 10
Gib Parts	page 84
Slide Adjusting Lock Parts	page 13

150 to 300 Ton Two Point Drive Component Parts *continued*

Ref No.	Description (Number Required)	150 and 200 Ton Order Number	250 Ton Order Number	300 Ton Order Number	
76	Sprocket (3 holes)	7610551A2	7610551A2	7610551A2	
76A	Sprocket (1 hole)	7610550A2	7610550A2	7610550A2	
76B	L.S. Sprocket (2)	760291902	760291902	760291902	
78	Insert	0710533B2	0710533B2	0710533B2	
78A	Bushing	7510532B2	7510532B2	7510532B2	
78B	Tapped Dowel Pin	860266302	860266302	860266302	
78C	Spacer	4510760A2	4510760A2	4510760A2	
80	Main Pinion	4710627B2	4710627B2	4710627B2	
80A	Drive Pinion	20-25 s.p.m.	4710626B2 19T	4710626B2 19T	4710626B2 19T
		20-40, 25-50, 30, 35, 40 s.p.m.	4710700B2 8.666 P.D. x 26T	4710700B2 8.666 P.D. x 26T	4710700B2 8.666 P.D. x 26T
		30-60, 45 {25-50, 35, 40, 50} ²⁾ s.p.m.	4710681B2 10.000 P.D. x 30T	4710681B2 10.000 P.D. x 30T	4710681B2 10.000 P.D. x 30T
81	Main Gear Gib Key	810320902 1¼" x 1¼" x 7½" Lg	810320902 1¼" x 1¼" x 7½" Lg	810320302 1½" x 1½" x 8" Lg	
81A	Main Pinion Key (Stopped)	8110746A2	8110746A2	8110746A2	
81B	Intermediate Gear Gib Key	810321302	810321302	810321302	
81C	Brake Key (Stopped)	8100709A2	8100709A2	8100709A2	
81D	Quill Bearing Key(Stopped)	8110737A2	8110737A2	8110737A2	
81E	Drive Pinion Key	810320402	810320402	810320402	

²⁾ Used on presses built after 1978.

Refer to reference drawing on page 86.

4

Retrofit Systems

Section 4 Contents

Part List	Chart Page No.
Linkage Spring and Hardware (Presses built before 1971).....	Page 89
Full Revolution (Mechanical) Clutch Conversions.....	Page 90
Part Revolution (Air) Clutch Conversions Single Point Presses	Page 91
Part Revolution (Air) Clutch Conversions Two Point Presses	Page 92
Modified Clutch Kit (To replace obsolete 9AC Spring).....	Page 93
Replacement Parts for 6 Plate Clutch	Page 93
Spline Conversion Kit (Prior to 1979)	Page 93

Linkage Spring and Hardware (*Presses Built Before 1971*)

Model Number	Order Number
OA / OE	PK1028000
OF	PK1035000
OG	PK1036000
1A	PK2167000
2 / 2E / 15H	PK2168000
2F / 2G	PK1160000
3F / 3G	PK1214000
3 / 3E / 25H	PK2169000
4 / 4E / 40H	PK1059000
4F / 4G	PK2170000
6 / 6E	PK1374000
6F	PK1391000
6G	PK1434000
4SS / 4B / 4W	PK2202000

Full Revolution (Mechanical) Clutch Conversions (In Accordance with Sec. 3 of ANSI B11.1 Standards)

Description	One-Point Presses								40 Ton Two-Point Presses			
	5 Ton Order Number	10 Ton Order Number	15 Ton Order Number	25 Ton Order Number	Fly. 40 Ton Order Number	Bkgd. 40 Ton Order Number	Fly. 60 Ton Order Number	Bkgd. 60 Ton Order Number	Fly. 4B, 4W Order Number	Bkgd. 4B, 4W Order Number	Fly. 4SS Order Number	Bkgd. 4SS Order Number
Linkage, Springs and Hardware <i>(See list on page 89 for order numbers)</i>												
Flywheel Covers and Hardware	431035982	431036682	431036402	431034702	431156002	431040302	431155902	431040302	431156002	431040302	431156002	431040302
Gear Covers and Hardware	NA	NA	NA	NA	NA	431040402	NA	431042302	NA	431040402	NA	431040402
Shaft End Covers	431058982	431058982	431058882	431058882	NA	NA	NA	NA	NA	NA	NA	NA
Connecting Rod Covers	431059082	431059182	431061782	431059282	431059382	431059382	431059382	431059382	NA	NA	NA	NA
Back Shaft Covers Drawing Number	NA	NA	NA	NA	NA	NA	NA	NA	NA	431041102	NA	431040902
Foot Pedal Covers	431007382	431007382	431007382	431007382	431007382	431007382	431007382	431007382	431007382	431007382	431007382	431007382
Magnetic Non-Reversing Starter	940096202	940096202	940096202	940125602	940125602	940125602	940126302	940126302	940125602	940125602	940125602	940125602
Non-Fused Disconnect Switch	940192402	940192402	940192402	940192402	940192402	940192402	940192402	940192402	940192402	940192402	940192402	940192402
OPTIONAL IMPROVEMENTS Larger Brake and Brake Hub	000108900	000118400	000116400	000121800	000143100	000143100	000118300	000118300	000155600	000155600	000166000	000166000

Part Revolution (Air) Clutch Conversions (In Accordance with Sec. 3 of ANSI B11.1 Standards)

One-Point Presses									
Description	15 Ton Order Number	25 Ton Order Number	Fly. 40 Ton Order Number	Bkrd. 40 Ton Order Number	Fly. 60 Ton Order Number	Bkrd. 60 Ton Order Number	Fly. 85 & 110 Ton Order Number	Bkrd. 85 & 110 Ton Order Number	
PLC Control Package (Clutch and Motor Control)									
Flywheel Cover and Hardware Drawing Numbers	4310364C2	4310347C2	4311560D2	4310403C2	4311559D2	4310403C2	4310386D2	4310385D2	
Gear Covers and Hardware	NA	NA	NA	4310404C2	NA	4310423D2	NA	4310384D2	
Connecting Rod Cover	4310618B2	4310592B2	4310593B2	4310593B2	4310593B2	4310593B2	NA	NA	
Brake Monitor System PLC Controls	CONSULT FACTORY	CONSULT FACTORY	CONSULT FACTORY	CONSULT FACTORY	CONSULT FACTORY	CONSULT FACTORY	CONSULT FACTORY	CONSULT FACTORY	
Larger Brake and Hub	000118500	000123800	000143200	000143200	000136400	000136400	NA	NA	
OPTIONAL EQUIPMENT Fused Disconnect Switch	CONSULT FACTORY	CONSULT FACTORY	CONSULT FACTORY	CONSULT FACTORY	CONSULT FACTORY	CONSULT FACTORY	CONSULT FACTORY	CONSULT FACTORY	
Magnetic Reversing Starter 15 to 85 Ton	CONSULT FACTORY	CONSULT FACTORY	CONSULT FACTORY	CONSULT FACTORY	CONSULT FACTORY	CONSULT FACTORY	CONSULT FACTORY	CONSULT FACTORY	
Magnetic Reversing Starter 110 Ton	CONSULT FACTORY	CONSULT FACTORY	CONSULT FACTORY	CONSULT FACTORY	CONSULT FACTORY	CONSULT FACTORY	CONSULT FACTORY	CONSULT FACTORY	
Electric Stroke Counter	CONSULT FACTORY	CONSULT FACTORY	CONSULT FACTORY	CONSULT FACTORY	CONSULT FACTORY	CONSULT FACTORY	CONSULT FACTORY	CONSULT FACTORY	
Electric Foot Switch	CONSULT FACTORY	CONSULT FACTORY	CONSULT FACTORY	CONSULT FACTORY	CONSULT FACTORY	CONSULT FACTORY	CONSULT FACTORY	CONSULT FACTORY	

Part Revolution (Air) Clutch Conversions (In Accordance with Sec. 3 of ANSI B11.1 Standards)

Two-Point Presses										
Description	Fly. 4B, 4W Order Number	Bkgrd. 4B, 4W Order Number	Fly. 4SS ¹⁾ Order Number	Bkgrd. 4SS ¹⁾ Order Number	Fly. 6B, 6W Order Number	Bkgrd. 6B, 6W Order Number	Fly. 6SS Order Number	Bkgrd. 6SS ¹⁾ Order Number	Bkgrd. 80 Ton Order Number	Bkgrd. 100 Ton Order Number
PLC Control Package (Clutch and Motor Control)										
Flywheel Cover and Hardware Drawing Numbers	431156002	4310403C2	431155802	4310403C2	431155902	4310403C2	431155802 SC310	4310403C2 SC310	431038802 Consult Factory	431038602 Consult Factory
Gear Cover and Hardware	NA	4310404C2	NA	4310404C2	NA	4310423D2	NA	4310424D2	4310423D2	4310423D2
Back Shaft Cover	NA	CONSULT FACTORY	NA	CONSULT FACTORY	NA	CONSULT FACTORY	NA	CONSULT FACTORY	CONSULT FACTORY	CONSULT FACTORY
Brake Monitor System PLC Controls	CONSULT FACTORY	CONSULT FACTORY	CONSULT FACTORY	CONSULT FACTORY	CONSULT FACTORY	CONSULT FACTORY	CONSULT FACTORY	CONSULT FACTORY	CONSULT FACTORY	CONSULT FACTORY
Larger Brake and Hub	000155700	000155700	000166100	000166100	000108200	000108200	000143300	000143300	NOT AVAILABLE	NOT AVAILABLE
OPTIONAL EQUIPMENT Fused Disconnect Switch	CONSULT FACTORY	CONSULT FACTORY	CONSULT FACTORY	CONSULT FACTORY	CONSULT FACTORY	CONSULT FACTORY	CONSULT FACTORY	CONSULT FACTORY	CONSULT FACTORY	CONSULT FACTORY
Magnetic Reversing Starter	CONSULT FACTORY	CONSULT FACTORY	CONSULT FACTORY	CONSULT FACTORY	CONSULT FACTORY	CONSULT FACTORY	CONSULT FACTORY	CONSULT FACTORY	CONSULT FACTORY	CONSULT FACTORY
Electric Stroke Counter	CONSULT FACTORY	CONSULT FACTORY	CONSULT FACTORY	CONSULT FACTORY	CONSULT FACTORY	CONSULT FACTORY	CONSULT FACTORY	CONSULT FACTORY	CONSULT FACTORY	CONSULT FACTORY
Electric Foot Switch	CONSULT FACTORY	CONSULT FACTORY	CONSULT FACTORY	CONSULT FACTORY	CONSULT FACTORY	CONSULT FACTORY	CONSULT FACTORY	CONSULT FACTORY	CONSULT FACTORY	CONSULT FACTORY
Brakes and Brake Hubs	CONSULT FACTORY	CONSULT FACTORY	CONSULT FACTORY	CONSULT FACTORY	CONSULT FACTORY	CONSULT FACTORY	CONSULT FACTORY	CONSULT FACTORY	CONSULT FACTORY	CONSULT FACTORY

¹⁾ (#28) New Driveshaft required for 4SS and 6SS models.

Modified Clutch Kit (To Replace Obsolete 9AC Spring)

Model Numbers	Order Number (Number Required)
15 Ton Flywheel Air Clutch	PK2247000 includes: (1) 68-09255B2 Clutch Spring Plate (6) 93-11897B2 Spring 1¼" Lg. (1) 68-09257B2 Clutch Cover (6) 98-0301502 ½" Plain Std. Washer (Case Hardened)
25 Ton Single-Point Flywh. AC 8B, 8K (1" to 8" Stroke) 10B, 10K (1" to 4" Stroke) 8SS, 10SS (1" to 4" Stroke)	PK2247100 includes: (1) 68-09255B2 Clutch Spring Plate (6) 93-1189602 Spring 2" Lg. (1) 68-89257B2 Clutch Cover
40 Ton Single-Point Flywhl. AC 4B, 4W Flywheel Air Clutch 4SS Flywheel Air Clutch	PK2247200 includes: (1) 68-09255B2 Clutch Spring Plate (6) 93-1189502 Spring 2½" Lg. (1) 68-09256B2 Clutch Cover
40 Ton Single-Point, Two-Point, and Backgeared Air Clutch and Single-Point, Two-Point, and Backgeared Air Clutch	PK2247300 includes: (1) 68-09255B2 Clutch Spring Plate (6) 93-11897B2 Spring 1¼" Lg. (1) 68-09257B2 Clutch Cover (6) 98-0301502 Plain Washer (Case Hardened)
60 Ton Single-Point Flywheel Air Clutch 6B, 6W Flywheel Air Clutch 6SS Flywheel Air Clutch (Presses built after 1972, Serial No. 18329)	PK2247400 includes: (1) 68-09255B2 Clutch Spring Plate (6) 93-1189502 Spring 2½" Lg. (1) 68-09256B2 Clutch Cover
85 and 110 Ton Single-Point Backgeared Air Clutch 8SS, 10SS (5" to 8" Stroke) 10B, 10K (5" to 8" Stroke)	PK2247500 includes: (1) 68-09255B2 Clutch Spring Plate (6) 93-1189602 Spring 2" Lg. (1) 68-09256B2 Clutch Cover

Replacement Parts for 6 Plate Clutch

Model Numbers	Order Number (Number Required)
60 Ton Single-Point Flywheel Air Clutch 60 Ton Two-Point Flywheel Air Clutch (Presses built before 1972 Serial No. 18329)	PK2247600 includes: (1) 68-09255B2 Clutch Spring Plate (6) 93-1189402 Spring 3½" Lg. (1) 68-09256B2 Clutch Cover

Spline Conversion Kit (Prior to 1979)

Model Numbers	Order Number (Number Required)
85 and 110 Ton Single-Point Backgeared Air Clutch 8SS, 10SS, 10B, 10K	(1) 4811022B2 Spline with washer (2) 9811019A2 Bronze Washer (1) 1811021B2 Collar with washer